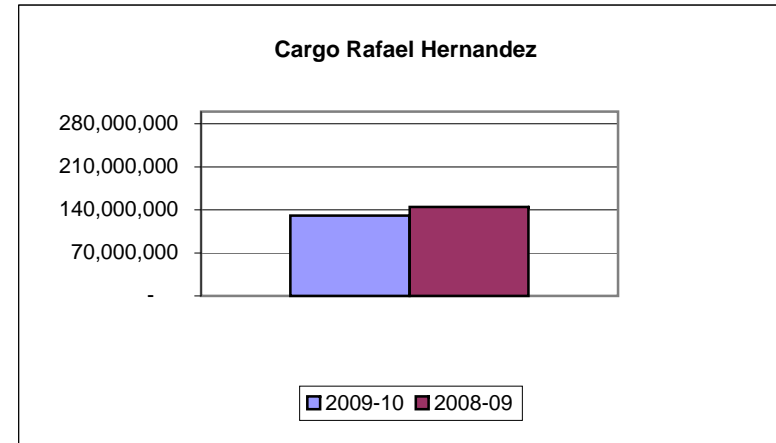


RAFAEL HERNADEZ AIRPORT (Aguadilla)

Cargo (pounds)

	2009-10	2008-09	difference	percent of change
july	15,984,634	19,140,519	(3,155,885)	-16.5
august	14,652,562	17,737,942	(3,085,380)	-17.4
september	13,684,515	16,342,567	(2,658,052)	-16.3
october	14,261,360	17,350,983	(3,089,623)	-17.8
november	14,654,157	15,088,431	(434,274)	-2.9
december	16,003,440	16,110,988	(107,548)	-0.7
january	13,571,588	13,892,792	(321,204)	-2.3
february	13,131,577	13,677,103	(545,526)	-4.0
march	14,801,207	15,452,239	(651,032)	-4.2
april				
may				
june				
year to date	130,745,040	144,793,564	(14,048,524)	-9.7

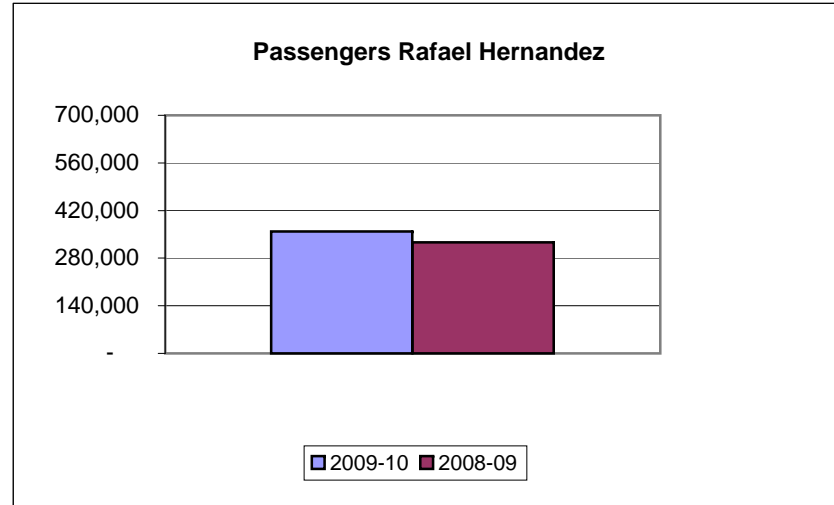


figures subject to change

RAFAEL HERNANDEZ AIRPORT (Aguadilla)

Passengers

	2009-10	2008-09	difference	percent of change
july	54,426	53,975	451	0.8
august	44,980	45,589	(609)	-1.3
september	29,607	29,404	203	0.7
october	29,474	30,597	(1,123)	-3.7
november	37,454	32,472	4,982	15.3
december	45,986	35,518	10,468	29.5
january	44,752	34,060	10,692	31.4
february	31,825	30,596	1,229	4.0
march	40,389	34,526	5,863	17.0
april				
may				
june				
year to date	358,893	326,737	32,156	9.8

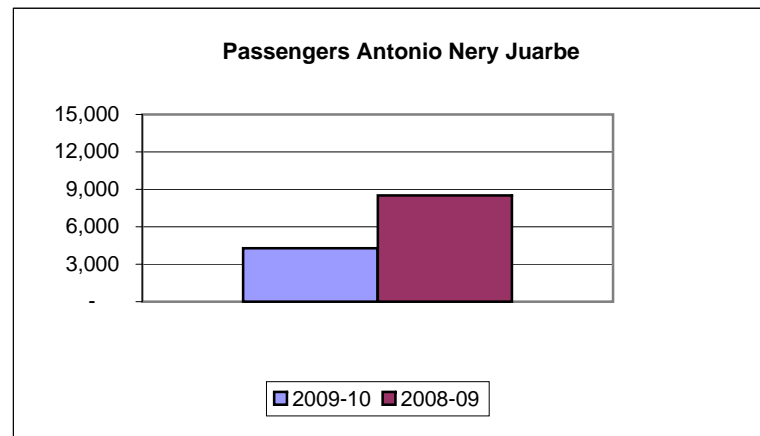


figures subject to change

ANTONIO NERY JUARBE (Arecibo)

Passengers

	2009-10	2008-09	difference	percent of change
july	770	709	61	8.6
august	467	684	(217)	-31.7
september	445	510	(65)	-12.7
october	477	481	(4)	-0.8
november	465	506	(41)	-8.1
december	507	281	226	80.4
january	521	563	(42)	-7.5
february	341	4,287	(3,946)	-92.0
march	298	497	(199)	-40.0
april				
may				
june				
year to date	4,291	8,518	(4,227)	-49.6

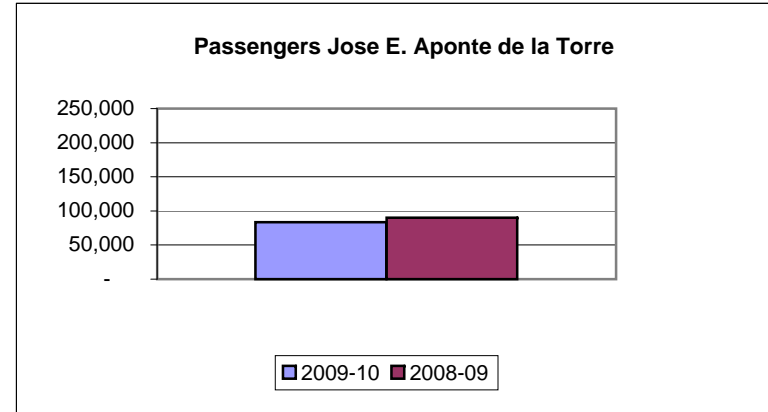


figures subject to change

JOSE E. APONTE DE LA TORRE (Ceiba)

Passengers

	2009-10	2008-09	difference	percent of change
july	13,330	19,072	(5,742)	-30.1
august	10,020	12,157	(2,137)	-17.6
september	6,311	8,580	(2,269)	-26.4
october	6,761	8,553	(1,792)	-21.0
november	9,130	8,619	511	5.9
december	8,700	7,539	1,161	15.4
january	9,070	7,696	1,374	17.9
february	9,305	7,522	1,783	23.7
march	10,726	10,409	317	3.0
april				
may				
june				
year to date	83,353	90,147	(6,794)	-7.5

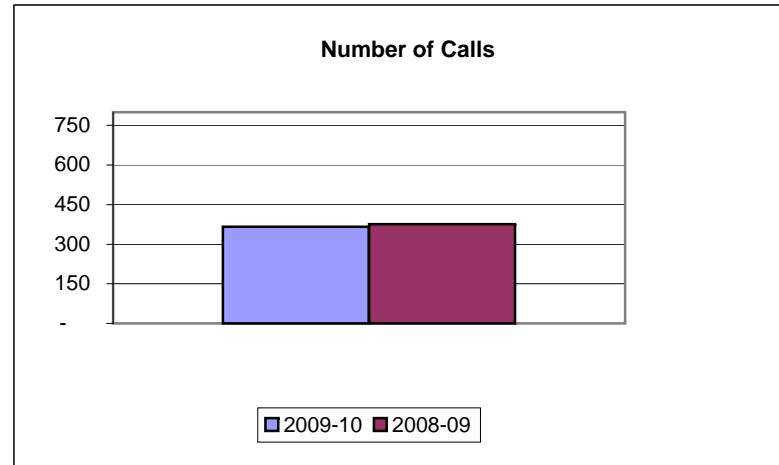


figures subject to change

Cruises

Number of Calls

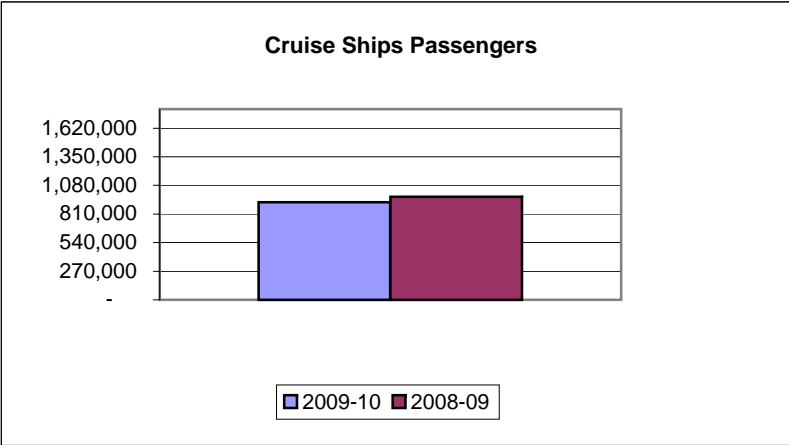
	2009-10	2008-09	difference	percent of change
july	23	31	(8)	-25.8
august	23	26	(3)	-11.5
september	16	13	3	23.1
october	22	16	6	37.5
november	40	37	3	8.1
december	60	67	(7)	-10.4
january	61	58	3	5.2
february	56	57	(1)	-1.8
march	65	71	(6)	-8.5
april				
may				
june				
year to date	366	376	(10)	-2.7



figures subject to change

Cruise ships Passengers

	2009-10	2008-09	difference	percent of change
july	77,852	103,141	(25,289)	-24.5
august	76,090	84,547	(8,457)	-10.0
september	52,422	41,567	10,855	26.1
october	55,138	48,440	6,698	13.8
november	95,661	107,926	(12,265)	-11.4
december	133,586	162,204	(28,618)	-17.6
january	144,260	133,158	11,102	8.3
february	135,718	132,853	2,865	2.2
march	151,898	159,729	(7,831)	-4.9
april				
may				
june				
year to date	922,625	973,565	(50,940)	-5.2

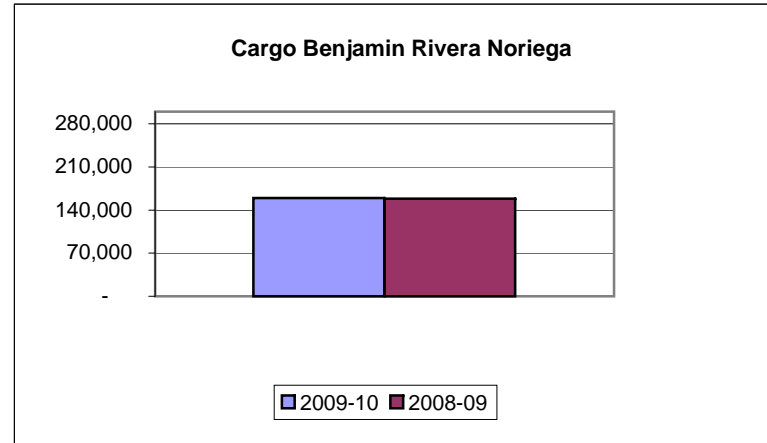


figures subject to change

BENJAMIN RIVERA NORIEGA (Culebra)

Cargo (pounds)

	2009-10	2008-09	difference	percent of change
july	18,279	18,372	(93)	-0.5
august	13,914	17,130	(3,216)	-18.8
september	13,043	16,291	(3,248)	-19.9
october	23,992	17,644	6,348	36.0
november	19,512	16,719	2,793	16.7
december	20,404	18,826	1,578	8.4
january	17,350	17,175	175	1.0
february	15,588	15,843	(255)	-1.6
march	17,664	20,692	(3,028)	-14.6
april				
may				
june				
year to date	159,746	158,692	1,054	0.7

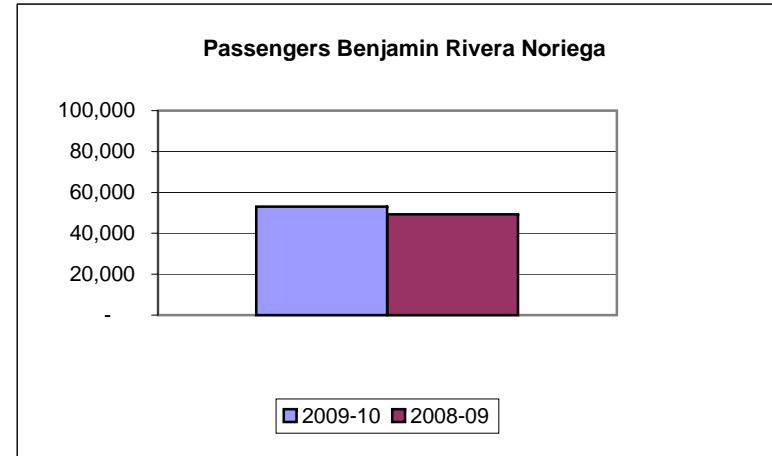


figures subject to change

BENJAMIN RIVERA NORIEGA (Culebra)

Passengers

	2009-10	2008-09	difference	percent of change
july	10,330	10,885	(555)	-5.1
august	6,633	6,119	514	8.4
september	3,707	3,162	545	17.2
october	3,743	3,614	129	3.6
november	4,138	4,047	91	2.2
december	5,163	4,453	710	15.9
january	5,881	5,298	583	11.0
february	6,024	5,124	900	17.6
march	7,451	6,545	906	13.8
april				
may				
june				
year to date	53,070	49,247	3,823	7.8

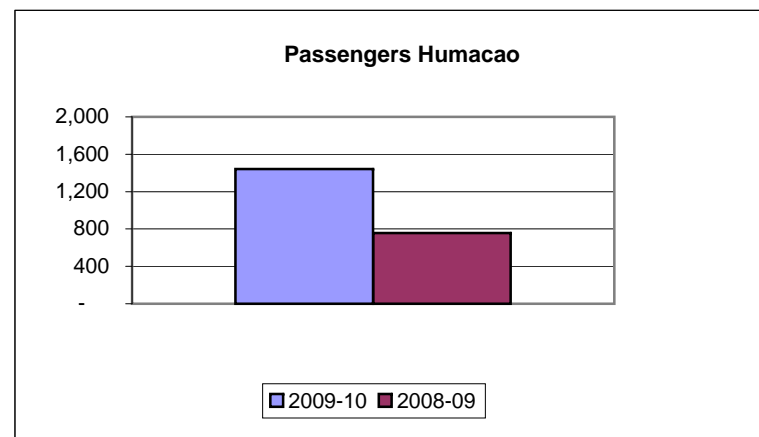


figures subject to change

HUMACAO

Passengers

	2009-10	2008-09	difference	percent of change
july	183	120	63	52.5
august	262	99	163	164.6
september	118	124	(6)	-4.8
october	255	57	198	347.4
november	121	58	63	108.6
december	117	63	54	85.7
january	93	104	(11)	-10.6
february	130	75	55	73.3
march	164	58	106	182.8
april				
may				
june				
year to date	1,443	758	685	90.4

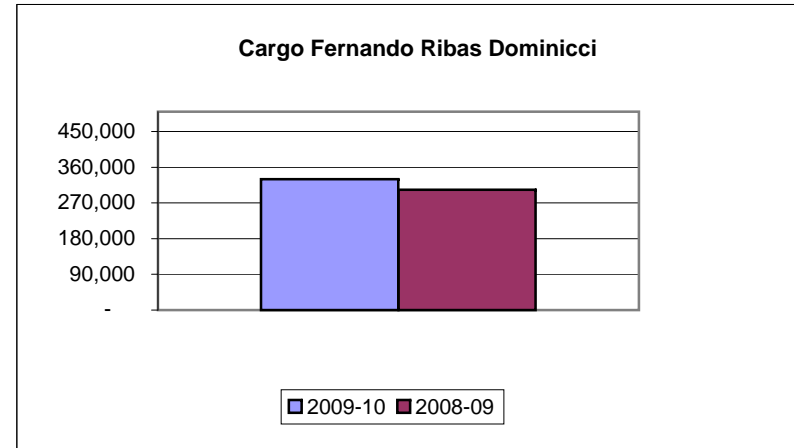


figures subject to change

FERNANDO RIBAS DOMINICCI (Isla Grande)

Cargo (pounds)

	2009-10	2008-09	difference	percent of change
july	30,002	25,505	4,497	17.6
august	25,924	22,403	3,521	15.7
september	17,202	16,103	1,099	6.8
october	24,586	17,605	6,981	39.7
november	24,946	17,770	7,176	40.4
december	26,865	23,793	3,072	12.9
january	55,624	55,405	219	0.4
february	55,877	58,335	(2,458)	-4.2
march	68,693	66,526	2,167	3.3
april				
may				
june				
year to date	329,719	303,445	26,274	8.7

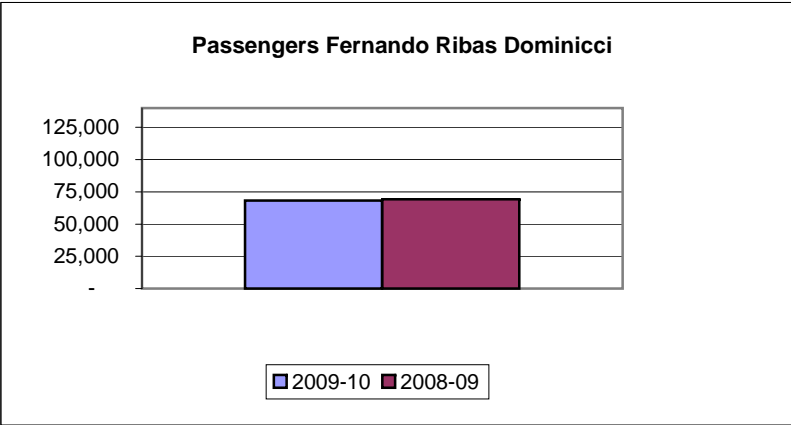


figures subject to change

FERNANDO RIBAS DOMINICCI (Isla Grande)

Passengers

	2009-10	2008-09	difference	percent of change
july	7,967	8,789	(822)	-9.4
august	7,162	8,711	(1,549)	-17.8
september	5,520	7,746	(2,226)	-28.7
october	6,466	8,375	(1,909)	-22.8
november	7,349	10,637	(3,288)	-30.9
december	8,268	5,986	2,282	38.1
january	7,376	6,105	1,271	20.8
february	7,979	5,931	2,048	34.5
march	10,072	7,002	3,070	43.8
april				
may				
june				
year to date	68,159	69,282	(1,123)	-1.6

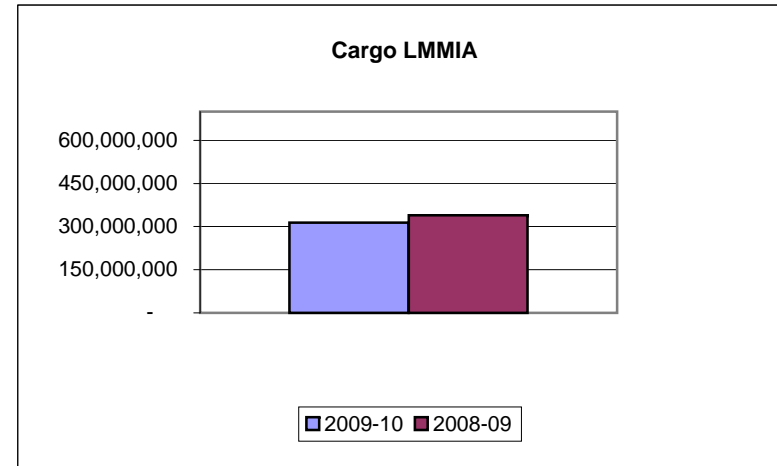


figures subject to change

Luis Muñoz Marín International Airport

Cargo (pounds)

	2009-10	2008-09	difference	percent of change
july	35,435,293	40,366,420	(4,931,127)	-12.2
august	33,607,114	36,253,297	(2,646,183)	-7.3
september	34,124,567	36,050,997	(1,926,430)	-5.3
october	36,854,215	40,248,148	(3,393,933)	-8.4
november	35,865,428	37,076,953	(1,211,525)	-3.3
december	35,811,846	39,865,471	(4,053,625)	-10.2
january	36,212,548	38,479,046	(2,266,498)	-5.9
february	31,621,112	34,476,399	(2,855,287)	-8.3
march	33,884,524	36,721,237	(2,836,713)	-7.7
april				
may				
june				
year to date	313,416,647	339,537,968	(26,121,321)	-7.7

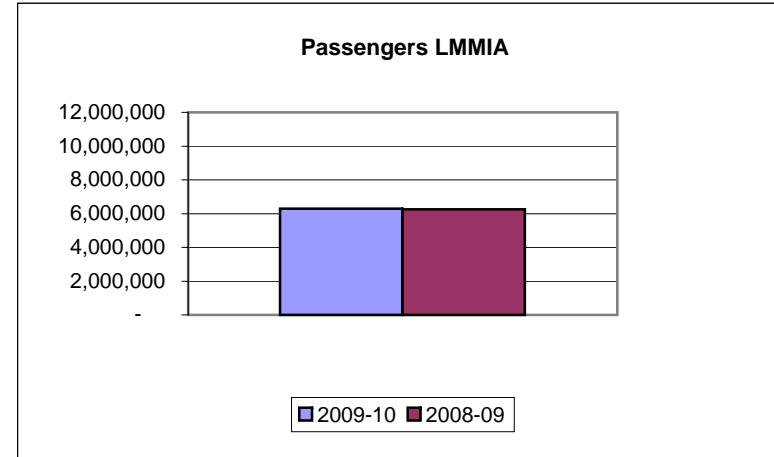


figures subject to change

Luis Muñoz Marín International Airport

Passengers

	2009-10	2008-09	difference	percent of change
july	829,581	995,729	(166,148)	-16.7
august	735,546	871,146	(135,600)	-15.6
september	555,513	470,570	84,943	18.1
october	559,080	506,223	52,857	10.4
november	638,509	602,919	35,590	5.9
december	748,978	727,193	21,785	3.0
january	785,596	722,512	63,084	8.7
february	667,526	616,712	50,814	8.2
march	772,393	742,795	29,598	4.0
april				
may				
june				
year to date	6,292,722	6,255,799	36,923	0.6

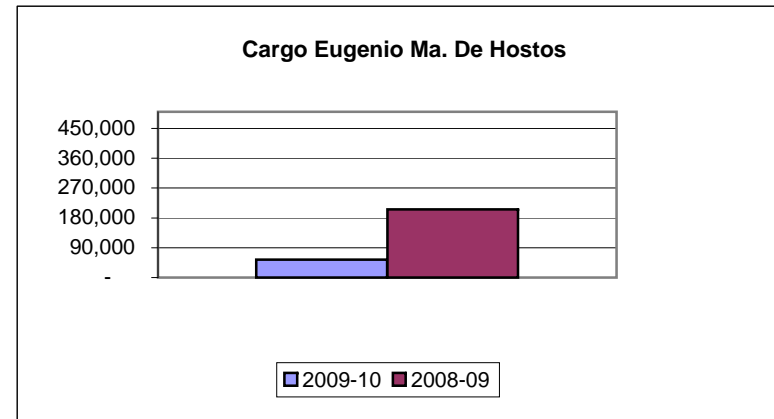


figures subject to change

EUGENIO MA. DE HOSTOS (Mayaguez)

Cargo (pounds)

	2009-10	2008-09	difference	percent of change
july	23,200	16,775	6,425	38.3
august	1,175	26,910	(25,735)	-95.6
september	5,050	29,035	(23,985)	-82.6
october	6,100	11,100	(5,000)	-45.0
november	2,500	21,960	(19,460)	-88.6
december	7,600	28,400	(20,800)	-73.2
january	1,300	18,700	(17,400)	-93.0
february	3,300	17,415	(14,115)	-81.1
march	3,500	35,394	(31,894)	-90.1
april				
may				
june				
year to date	53,725	205,689	(151,964)	-73.9

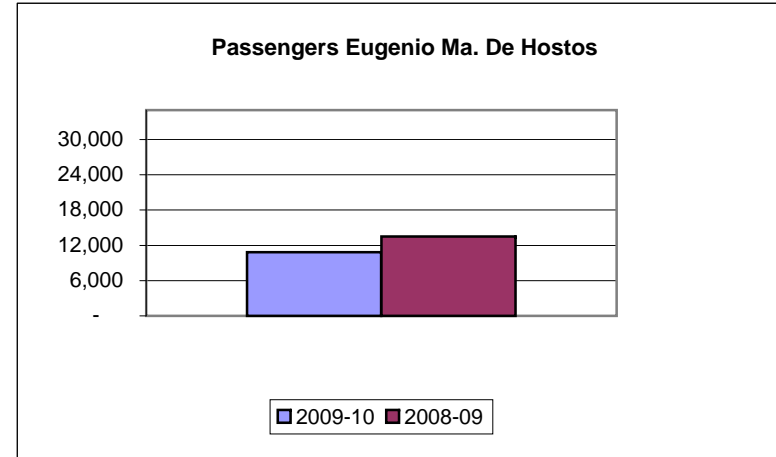


figures subject to change

EUGENIO MA. DE HOSTOS (Mayaguez)

Passengers

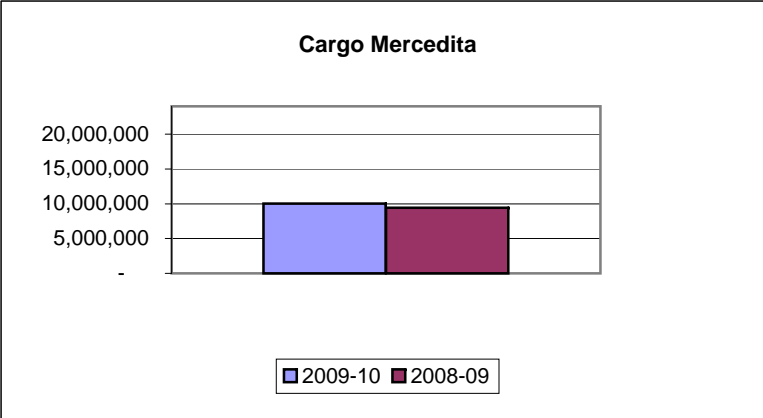
	2009-10	2008-09	difference	percent of change
july	1,686	1,442	244	16.9
august	1,019	1,417	(398)	-28.1
september	883	1,075	(192)	-17.9
october	1,227	1,643	(416)	-25.3
november	1,234	1,582	(348)	-22.0
december	1,292	1,574	(282)	-17.9
january	1,209	1,648	(439)	-26.6
february	1,092	1,584	(492)	-31.1
march	1,174	1,519	(345)	-22.7
april				
may				
june				
year to date	10,816	13,484	(2,668)	-19.8



figures subject to change

MERCEDITA AIRPORT (Ponce)

Cargo (pounds)	2009-10	2008-09	difference	percent of change
july	1,401,797	1,528,810	(127,013)	-8.3
august	1,260,688	1,322,793	(62,105)	-4.7
september	905,459	675,624	229,835	34.0
october	903,321	738,682	164,639	22.3
november	997,468	777,246	220,222	28.3
december	1,171,250	1,092,133	79,117	7.2
january	1,155,375	1,087,470	67,905	6.2
february	1,003,731	921,860	81,871	8.9
march	1,230,490	1,266,814	(36,324)	-2.9
april				
may				
june				
year to date	10,029,579	9,411,432	618,147	6.6

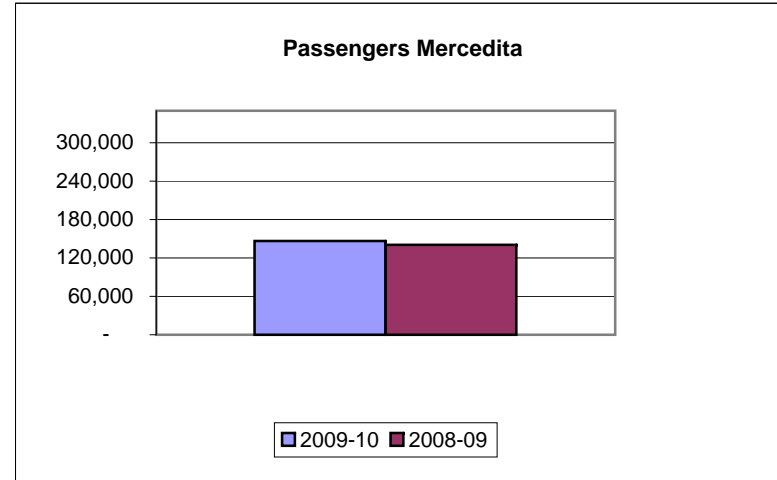


figures subject to change

MERCEDITA AIRPORT (Ponce)

Passengers

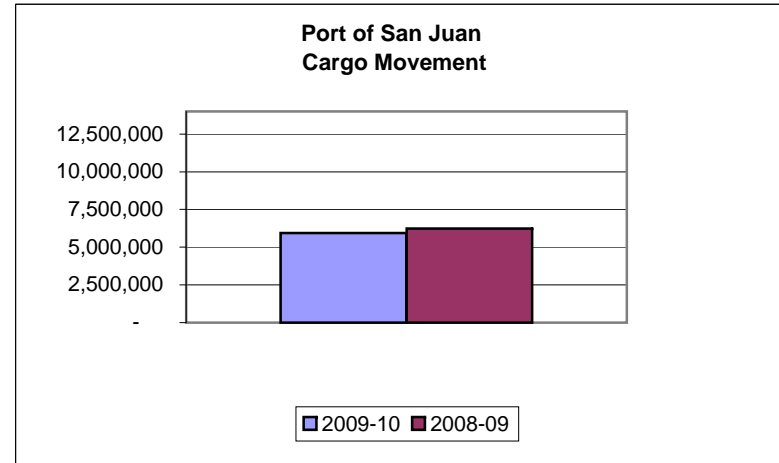
	2009-10	2008-09	difference	percent of change
july	20,568	22,795	(2,227)	-9.8
august	18,385	19,603	(1,218)	-6.2
september	13,077	10,817	2,260	20.9
october	12,742	11,430	1,312	11.5
november	15,434	12,190	3,244	26.6
december	17,089	16,487	602	3.7
january	16,777	16,388	389	2.4
february	14,899	14,299	600	4.2
march	17,664	16,658	1,006	6.0
april				
may				
june				
year to date	146,635	140,667	5,968	4.2



figures subject to change

Port of San Juan Cargo Movement (Port Authority Facilities)

	2009-10	2008-09	difference	percent of change
july	714,964	766,898	(51,934)	-6.8
august	654,017	721,651	(67,634)	-9.4
september	643,094	749,502	(106,408)	-14.2
october	776,803	783,740	(6,937)	-0.9
november	635,231	621,878	13,353	2.1
december	619,794	642,691	(22,897)	-3.6
january	579,271	647,144	(67,873)	-10.5
february	613,483	634,732	(21,249)	-3.3
march	702,834	659,694	43,140	6.5
april				
may				
june				
year to date	5,939,491	6,227,930	(288,439)	-4.6

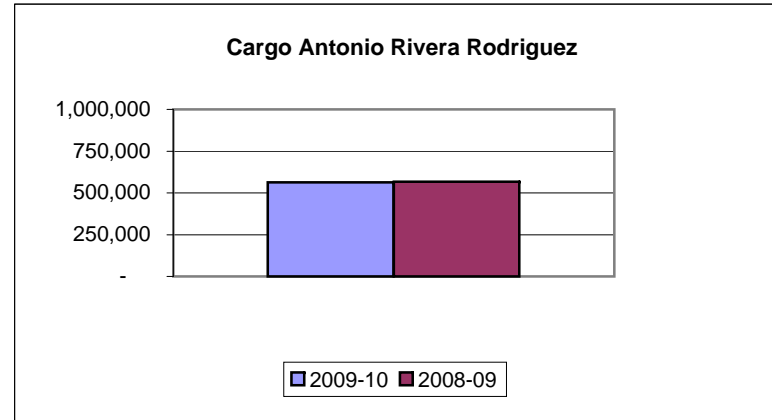


figures subject to change

ANTONIO RIVERA RODRIGUEZ (Vieques)

Cargo (pounds)

	2009-10	2008-09	difference	percent of change
july	53,220	60,093	(6,873)	-11.4
august	46,341	58,014	(11,673)	-20.1
september	48,211	61,124	(12,913)	-21.1
october	55,341	64,835	(9,494)	-14.6
november	72,235	61,977	10,258	16.6
december	85,058	73,311	11,747	16.0
january	68,769	63,594	5,175	8.1
february	65,987	62,960	3,027	4.8
march	68,422	60,199	8,223	13.7
april				
may				
june				
year to date	563,584	566,107	(2,523)	-0.4

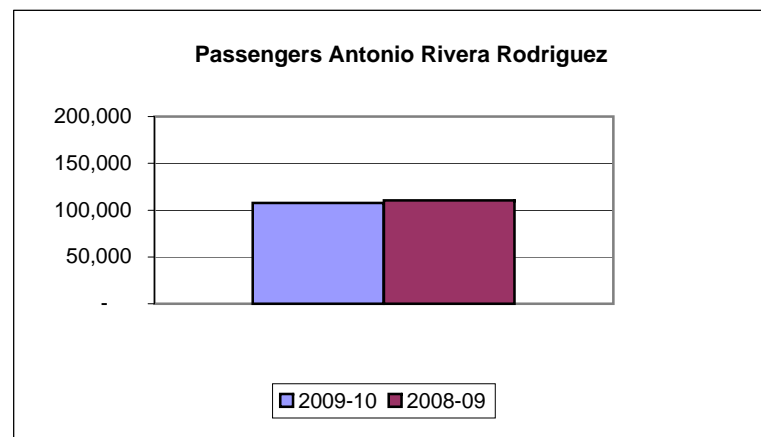


figures subject to change

ANTONIO RIVERA RODRIGUEZ (Vieques)

Passengers

	2009-10	2008-09	difference	percent of change
july	13,122	15,637	(2,515)	-16.1
august	11,555	11,862	(307)	-2.6
september	8,495	9,154	(659)	-7.2
october	9,615	9,577	38	0.4
november	10,339	10,133	206	2.0
december	12,144	11,772	372	3.2
january	13,145	13,053	92	0.7
february	13,375	13,961	(586)	-4.2
march	16,024	15,340	684	4.5
april				
may				
june				
year to date	107,814	110,489	(2,675)	-2.4



figures subject to change