

# Puerto Rico Department of State Corporations Dashboard

As of January 29 2015 11:59 pm



# Informe estadístico del Registro de Corporaciones

DATA							
Annual Report/Dues Comparison							
Year	Profit	%	Non-Profit	%	LLC	%	Totals
2014	158	39%	159	39%	89	22%	406
2013	50253	75%	10227	15%	6246	9%	66726
2012	50532	78%	9729	15%	4915	8%	65176
2011	50298	79%	9709	15%	3457	5%	63464
2010	48844	83%	8681	15%	1533	3%	59058
2009	13752	81%	2446	14%	771	5%	16969
DIFF 14-13	-50095	-31705.7%	-10068	-6332.1%	-6157	-6918.0%	-66320
DIFF 13-12	-279	-0.6%	498	4.9%	1331	21.3%	1550
DIFF 12-11	234	0.5%	20	0.2%	1458	29.7%	1712
DIFF 11-10	1454	2.9%	1028	10.6%	1924	55.7%	4406
DIFF 10-09	35092	71.8%	6235	71.8%	762	49.7%	42089

New Creations by Class		Certificates of Good Standing			
Class	%	Year	Online	Paper	Combined
Close Corporation	8.49%	2011	4,609	13,304	17,913
Corporation	67.12%	2012	18,554	5,116	23,670
Limited Liability Company	19.73%	2013	23,187	3,037	26,224
Limited Liability Partnership	0.26%	2014	26,883	2,131	29,014
Municipal Enterprise	0.01%	2015	1,774	180	1,954
Professional Corporation	4.34%	Certificates of Existence			
Special Corporation for Municipal Development	0.01%	Year	Online	Paper	Combined
Special Employee Owned Corporation	0.04%	2011	-	2,498	2,498
Sponsored By Municipal Corporation	0.01%	2012	-	1,886	1,886
		2013	4,055	936	4,991
		2014	7,374	172	7,546
		2015	476	7	483

Online New Creations				New Creations Comparison (Paper VS Online)			
Month - Year	For Profit	Non-Profit	SubTotal	Month - Year	Paper	Online	Combined
May-11	484	204	688	May-11	1,473	688	2,161
Jun-11	747	299	1,046	Jun-11	764	1,046	1,810
Jul-11	607	291	898	Jul-11	652	898	1,550
Aug-11	640	241	881	Aug-11	488	881	1,369
Sep-11	722	325	1,047	Sep-11	523	1,047	1,570
Oct-11	728	328	1,056	Oct-11	454	1,056	1,510
Nov-11	638	275	913	Nov-11	329	913	1,242
Dec-11	598	207	805	Dec-11	267	805	1,072
Jan-12	796	341	1,137	Jan-12	202	1,137	1,339
Feb-12	795	371	1,166	Feb-12	216	1,166	1,382
Mar-12	883	340	1,223	Mar-12	255	1,223	1,478
Apr-12	742	318	1,060	Apr-12	247	1,060	1,307
May-12	882	311	1,193	May-12	256	1,193	1,449
Jun-12	802	314	1,116	Jun-12	189	1,116	1,305
Jul-12	662	275	937	Jul-12	141	937	1,078
Aug-12	805	307	1,112	Aug-12	143	1,112	1,255
Sep-12	770	288	1,058	Sep-12	157	1,058	1,215
Oct-12	852	303	1,155	Oct-12	122	1,155	1,277
Nov-12	556	211	767	Nov-12	94	767	861
Dec-12	601	232	833	Dec-12	123	833	956

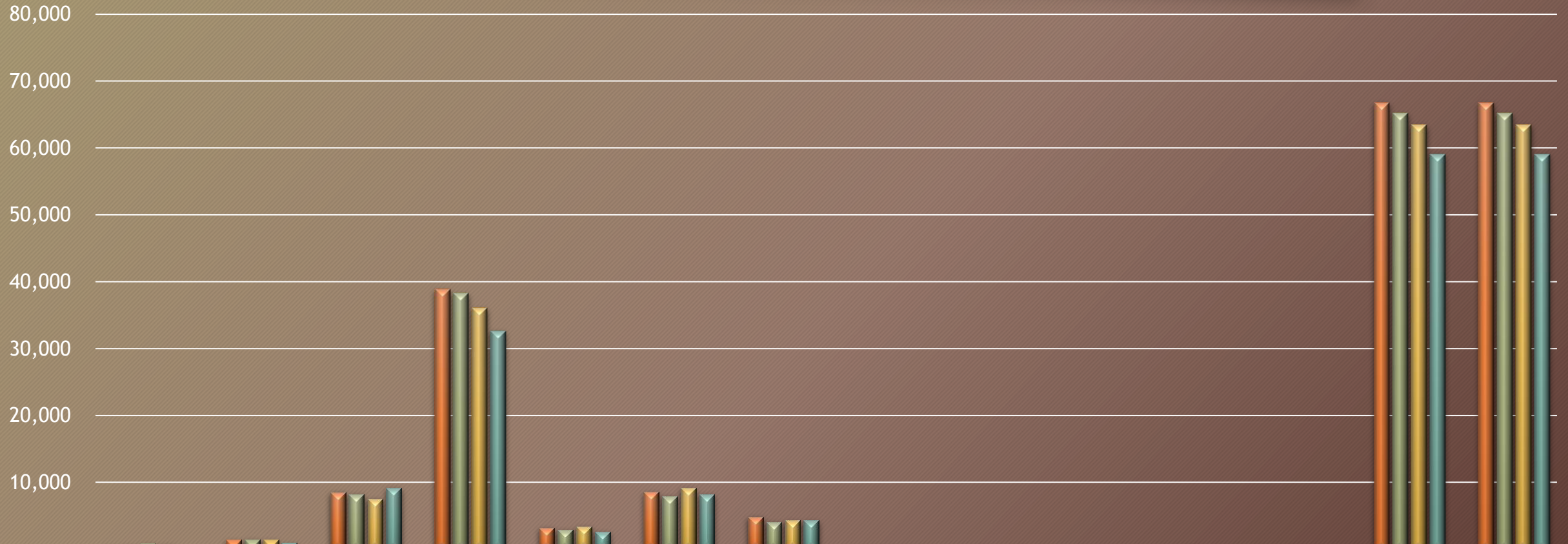
Online New Creations				New Creations Comparison (Paper VS Online)			
Month - Year	For Profit	Non-Proft	SubTotal	Month - Year	Paper	Online	Combined
Jan-13	1,027	296	1,323	Jan-13	101	1,323	1,424
Feb-13	910	387	1,297	Feb-13	96	1,297	1,393
Mar-13	835	342	1,177	Mar-13	111	1,177	1,288
Apr-13	880	372	1,252	Apr-13	132	1,252	1,384
May-13	893	323	1,216	May-13	133	1,216	1,349
Jun-13	784	292	1,076	Jun-13	103	1,076	1,179
Jul-13	744	253	997	Jul-13	87	997	1,084
Aug-13	926	318	1,244	Aug-13	111	1,244	1,355
Sep-13	761	277	1,038	Sep-13	85	1,038	1,123
Oct-13	776	284	1,060	Oct-13	89	1,060	1,149
Nov-13	598	219	817	Nov-13	77	817	894
Dec-13	598	188	786	Dec-13	84	786	870
Jan-14	849	301	1,150	Jan-14	107	1,150	1,257
Feb-14	774	274	1,048	Feb-14	109	1,048	1,157
Mar-14	906	333	1,239	Mar-14	92	1,239	1,331
Apr-14	769	319	1,088	Apr-14	72	1,088	1,160
May-14	918	293	1,211	May-14	67	1,211	1,278
Jun-14	846	265	1,111	Jun-14	89	1,111	1,200
Jul-14	737	248	985	Jul-14	49	985	1,034
Aug-14	814	264	1,078	Aug-14	81	1,078	1,159

Online New Creations				New Creations Comparison (Paper VS Online)			
Month - Year	For Profit	Non-Proft	SubTotal	Month - Year	Paper	Online	Combined
Sep-14	849	306	1,155	Sep-14	125	1,155	1,280
Oct-14	872	226	1,098	Oct-14	134	1,098	1,232
Nov-14	679	199	878	Nov-14	112	878	990
Dec-14	603	166	769	Dec-14	114	769	883
Jan-15	825	266	1,091	Jan-15	97	1,091	1,188





# Annual Reports/Dues 5 Year Comparison



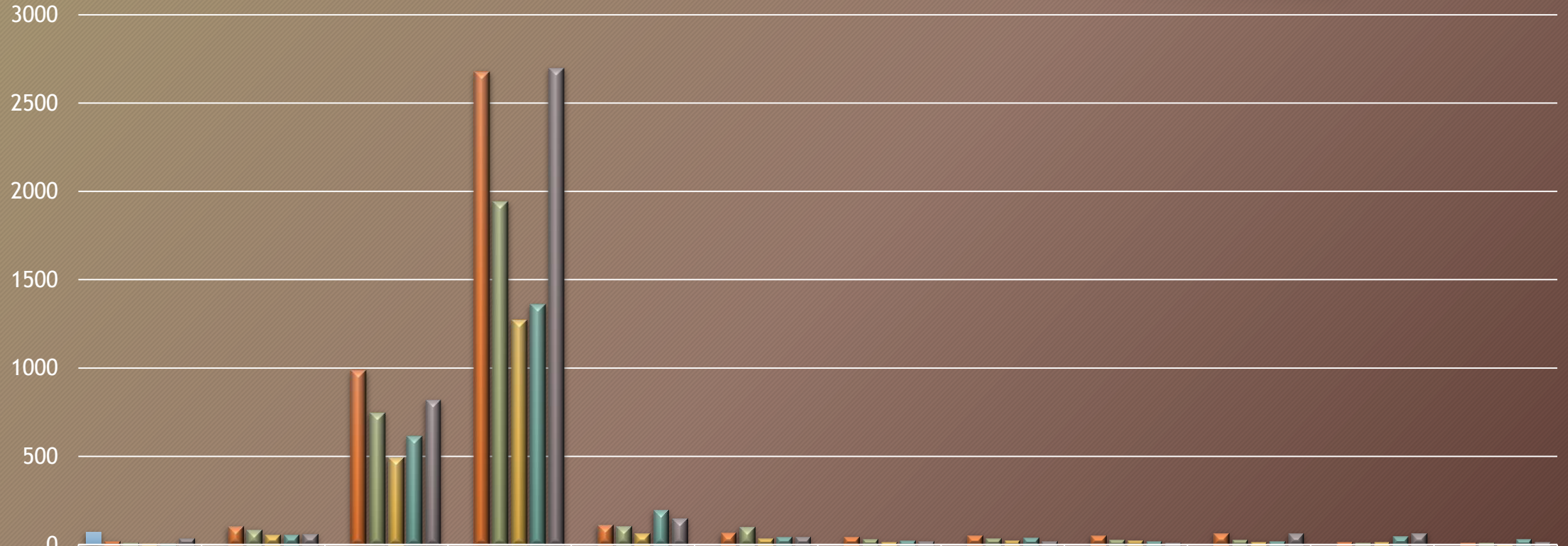
	January	February	March	April	May	June	July	August	September	October	November	December	UpToDate Totals	EndOfYear Totals
2014	406	-	-	-	-	-	-	-	-	-	-	-	406	406
2013	518	1,381	8,480	38,866	3,194	8,502	4,826	277	221	205	125	131	66,726	66,726
2012	828	1,420	8,198	38,247	2,886	7,910	4,058	322	291	271	394	351	65,176	65,176
2011	615	1,407	7,520	36,040	3,367	9,122	4,284	280	201	237	117	274	63,464	63,464
2010	261	904	9,099	32,611	2,603	8,175	4,287	335	268	203	174	138	59,058	59,058

2014 2013 2012 2011 2010



# Annual Reports/Dues Prior Year Filings by Month

4

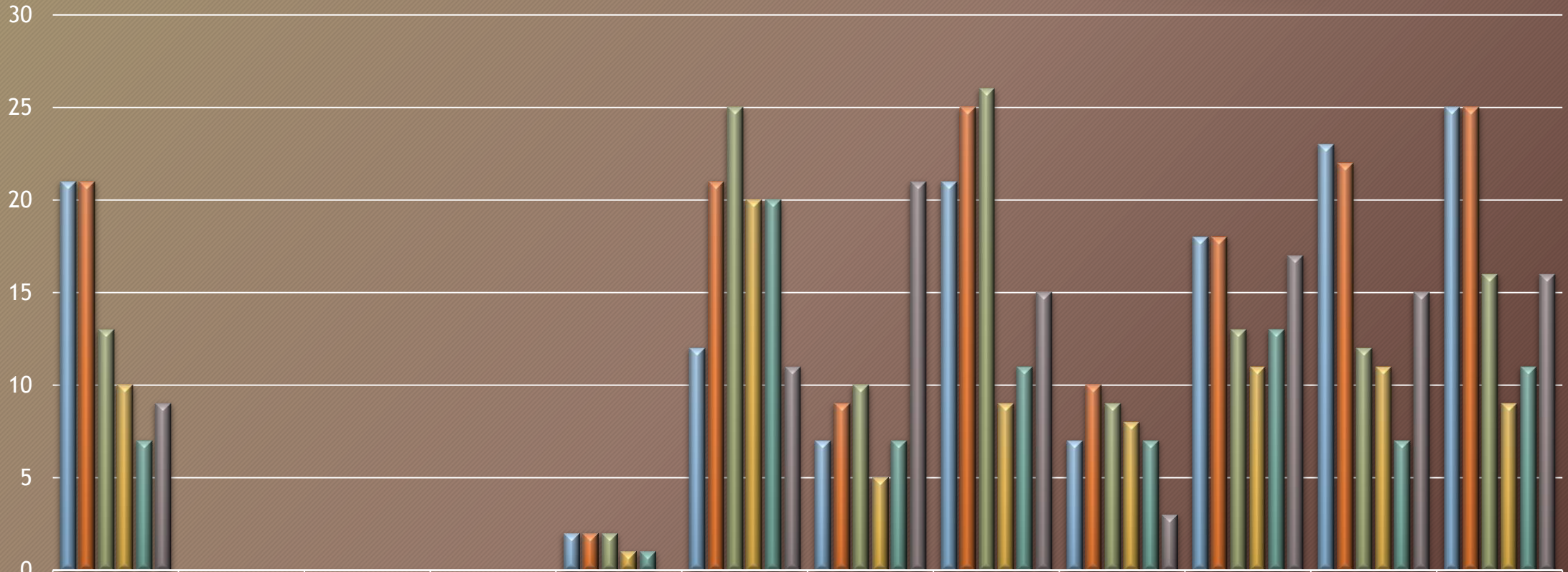


	January	February	March	April	May	June	July	August	September	October	November	December
■ 2013	71	0	0	0	0	0	0	0	0	0	0	0
■ 2012	20	103	986	2677	113	66	45	52	51	64	15	11
■ 2011	11	85	747	1943	105	100	31	36	29	28	11	12
■ 2010	7	56	492	1273	64	35	14	25	25	16	14	4
■ 2009	7	56	612	1359	195	43	22	39	18	17	46	30
■ 2008 AND OLDER	35	61	817	2699	149	44	17	18	13	62	64	14

■ 2013 ■ 2012 ■ 2011 ■ 2010 ■ 2009 ■ 2008 AND OLDER

# Filings Through Restoration

5

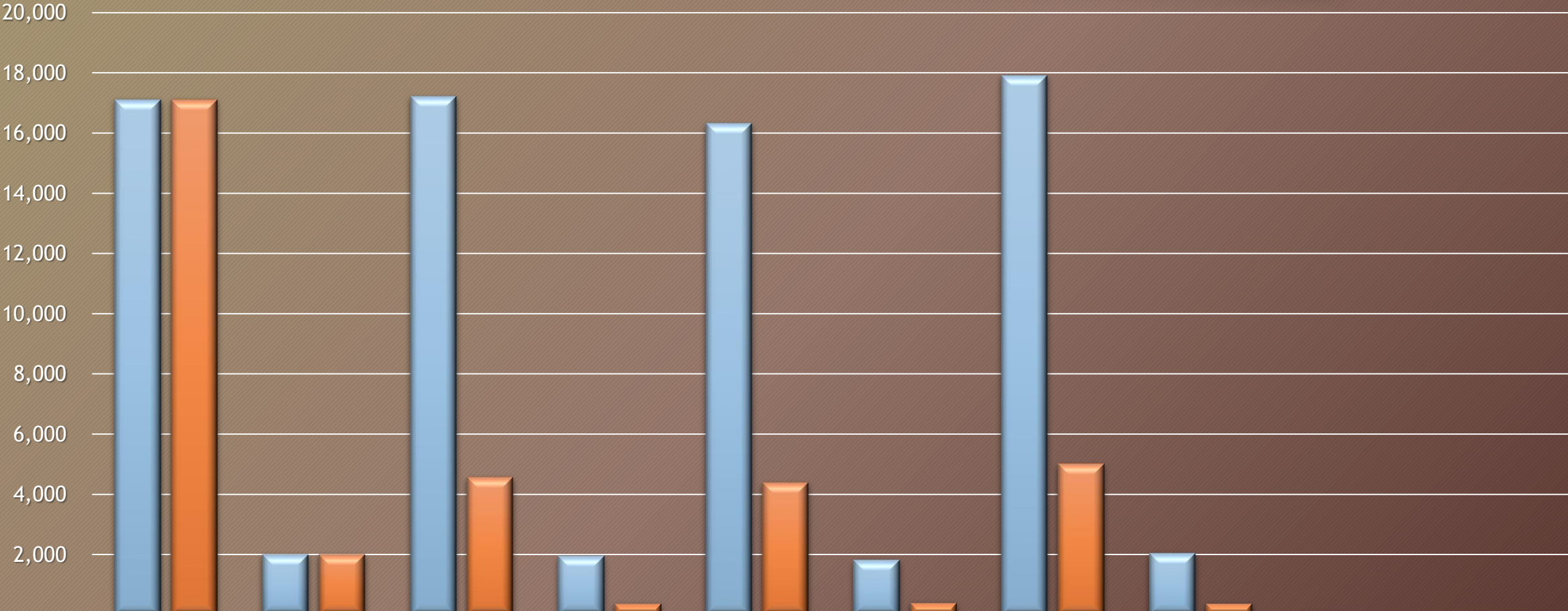


	January	February	March	April	May	June	July	August	September	October	November	December
2013	21	0	0	0	2	12	7	21	7	18	23	25
2012	21	0	0	0	2	21	9	25	10	18	22	25
2011	13	0	0	0	2	25	10	26	9	13	12	16
2010	10	0	0	0	1	20	5	9	8	11	11	9
2009	7	0	0	0	1	20	7	11	7	13	7	11
2008 AND OLDER	9	0	0	0	0	11	21	15	3	17	15	16

2013 2012 2011 2010 2009 2008 AND OLDER



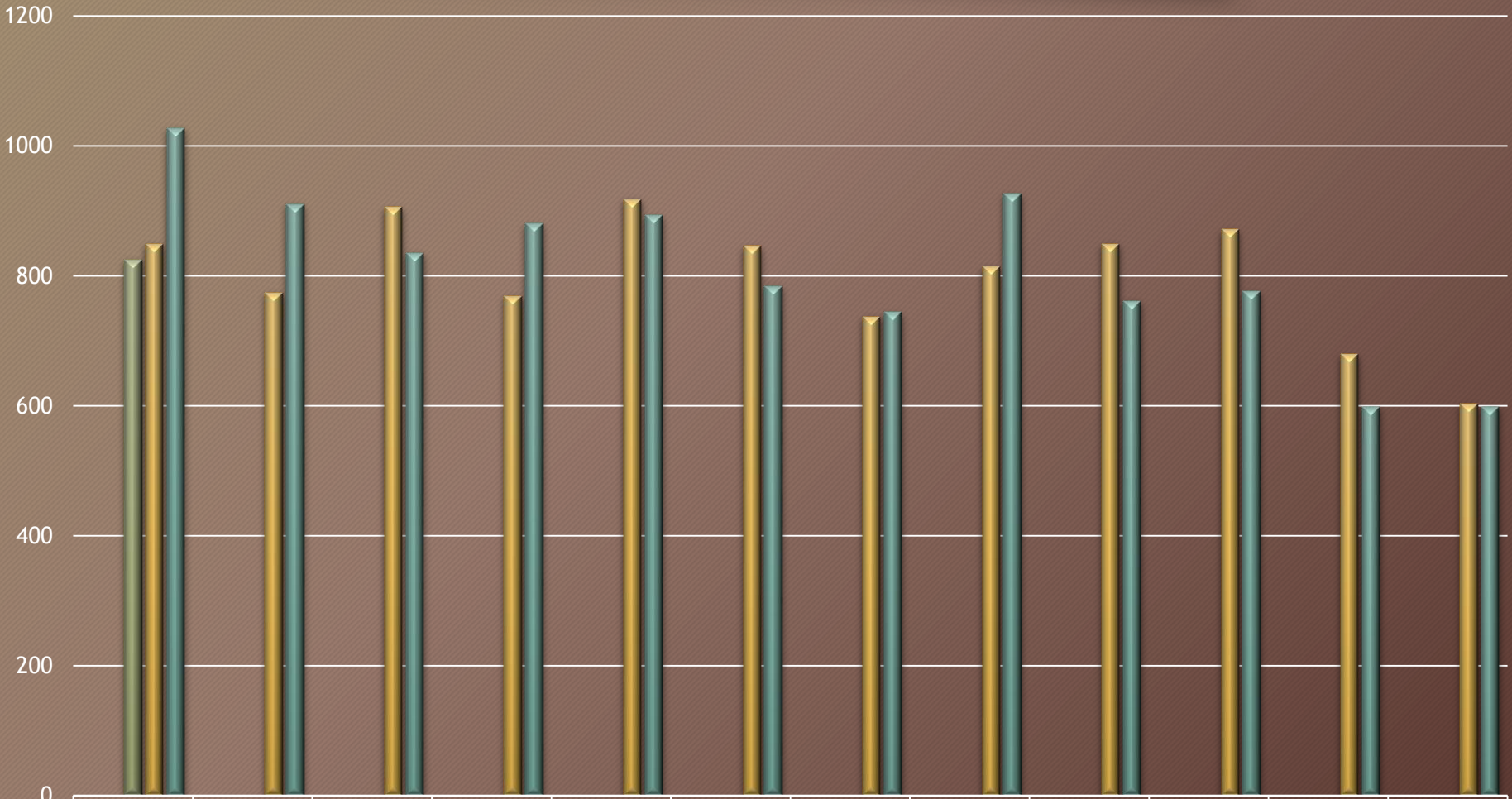
# Online Extensions by Year



	2010		2011		2012		2013		2014	
	For Profit	Non profit	For Profit	Non profit	For Profit	Non profit	For Profit	Non profit	For Profit	Non profit
1st Extension	17,107	2,003	17,215	1,941	16,322	1,809	17,912	2,043	74	6
2nd Extension	17,107	2,003	4,558	369	4,379	384	5,009	369	-	-

1st Extension 2nd Extension

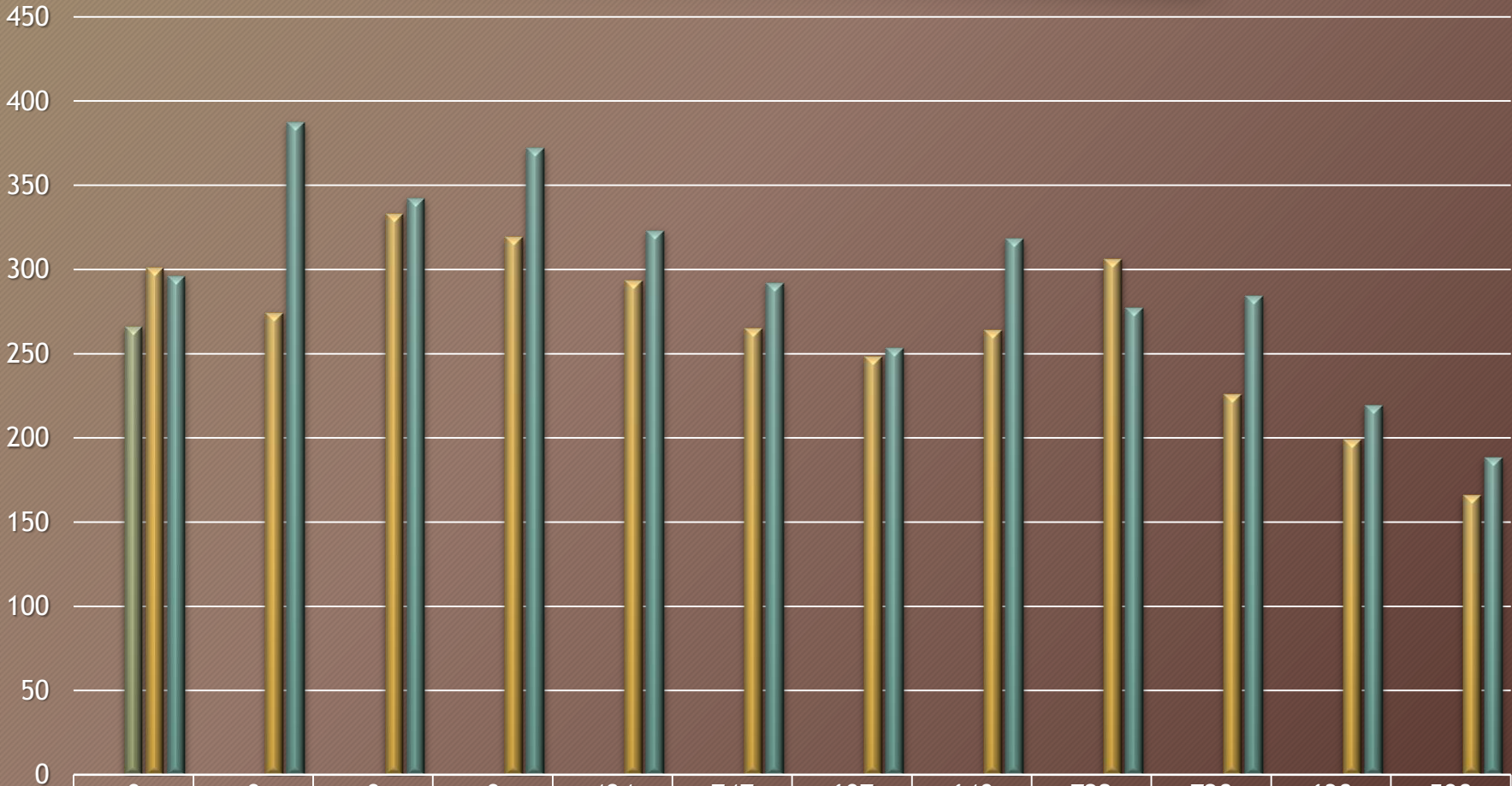
# Online New Creations - For Profit



ONLINE CREATIONS MONTH BY MONTH FOR PROFIT	Jan	Feb	Mar	Apr	May	Jun	Jul	Aug	Sep	Oct	Nov	Dec
YearFormed	0	0	0	0	0	0	0	0	0	0	0	0
2015	825	0	0	0	0	0	0	0	0	0	0	0
2014	849	774	906	769	918	846	737	814	849	871	679	603
2013	1027	910	835	880	893	784	744	926	761	776	598	598

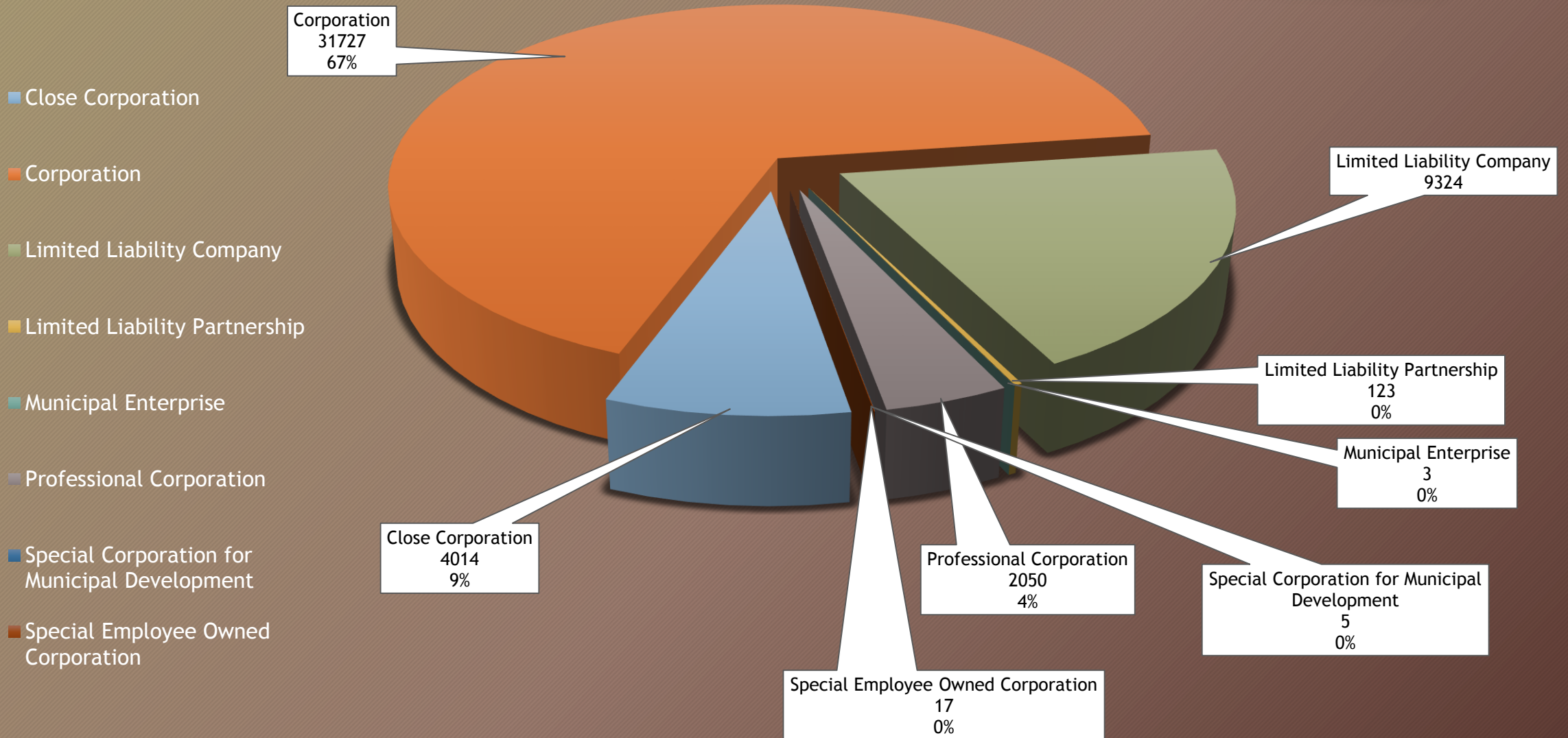


# Online New Creations - Non Profit



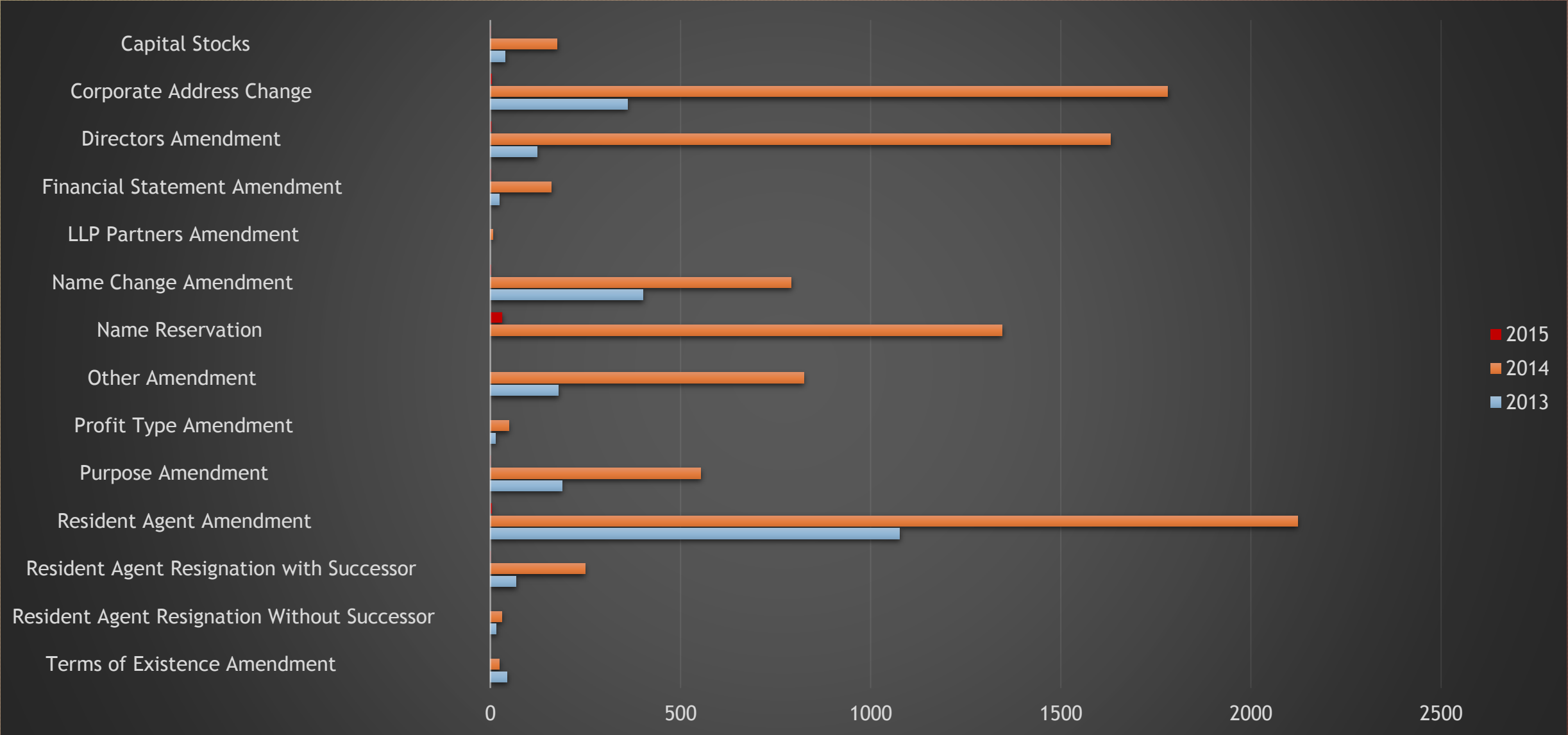
	0	0	0	0	484	747	607	640	722	728	638	598
ONLINE CREATIONS MONTH BY MONTH NON PROFIT												
YearFormed	0	0	0	0	0	0	0	0	0	0	0	0
2015	266	0	0	0	0	0	0	0	0	0	0	0
2014	301	274	333	319	293	265	248	264	306	226	199	166
2013	296	387	342	372	323	292	253	318	277	284	219	188

# Online Creations by Corp Type

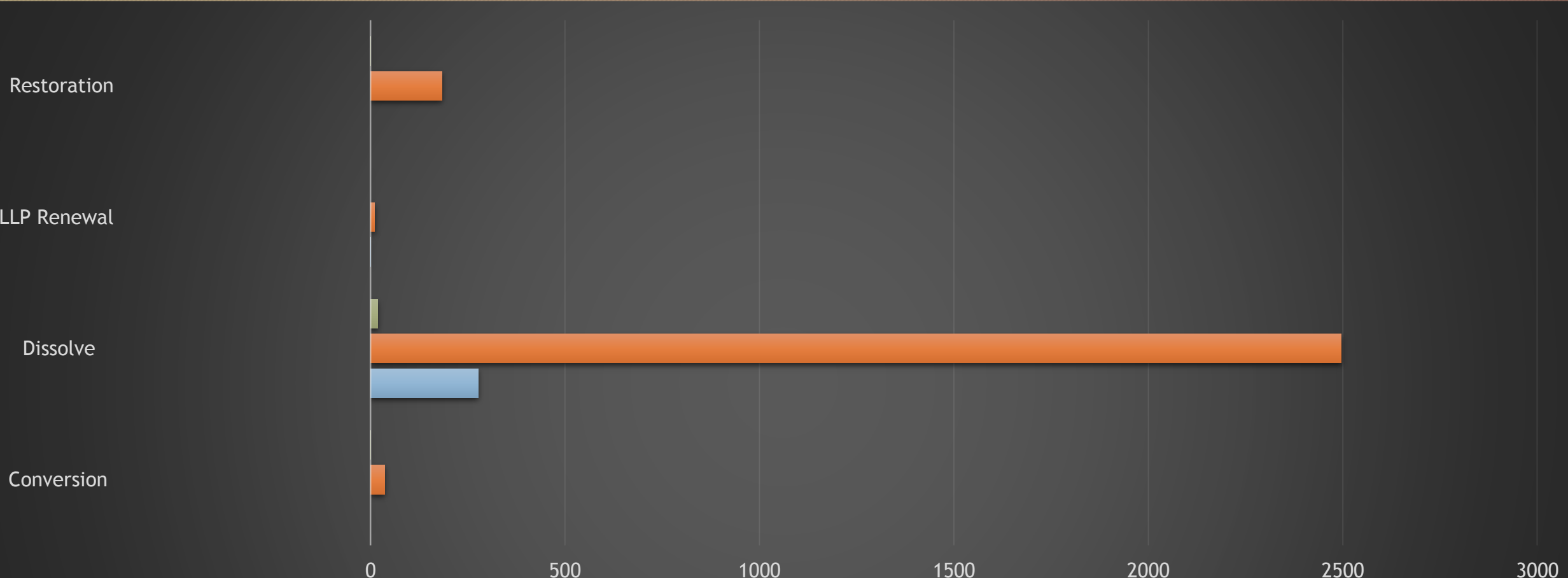




# Online Amendments - Two Years Comparison



# Other Online Transactions

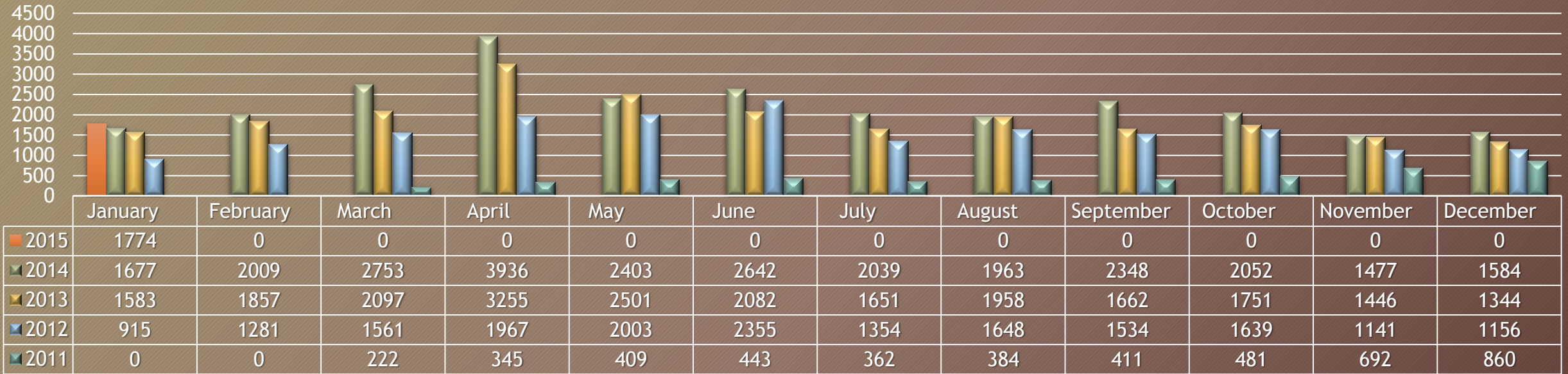


	Conversion	Dissolve	LLP Renewal	Restoration
2015	1	18	-	1
2014	36	2,496	11	183
2013	0	277	1	

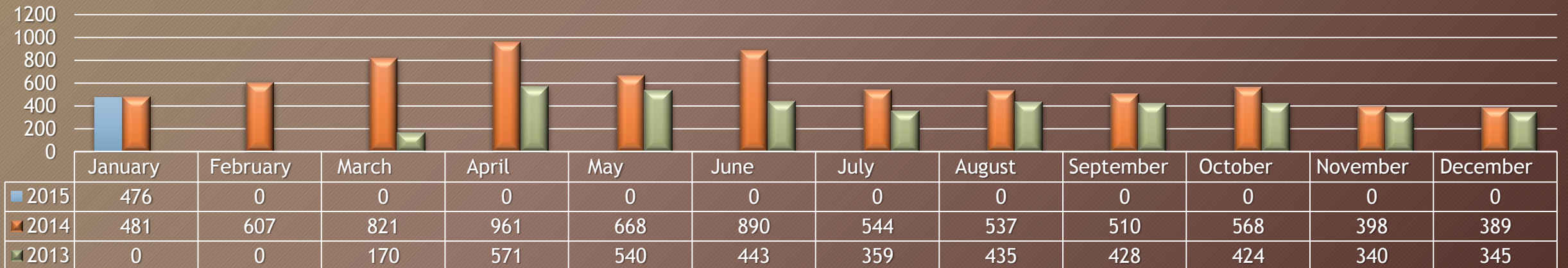
AXIS TITLE

# Online Certificates Month by Month

## Certificates of Good Standing



## Certificates of Existence

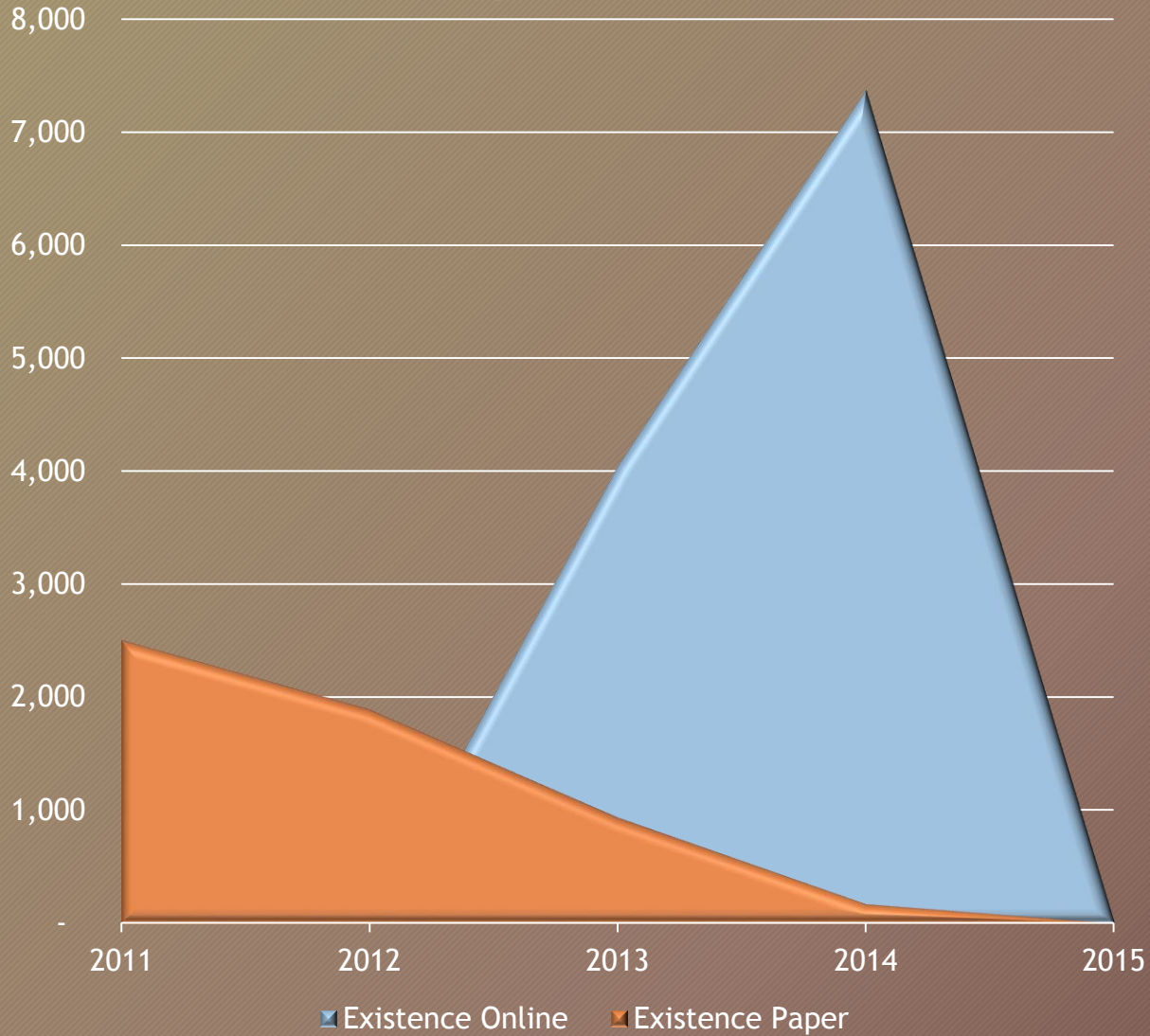




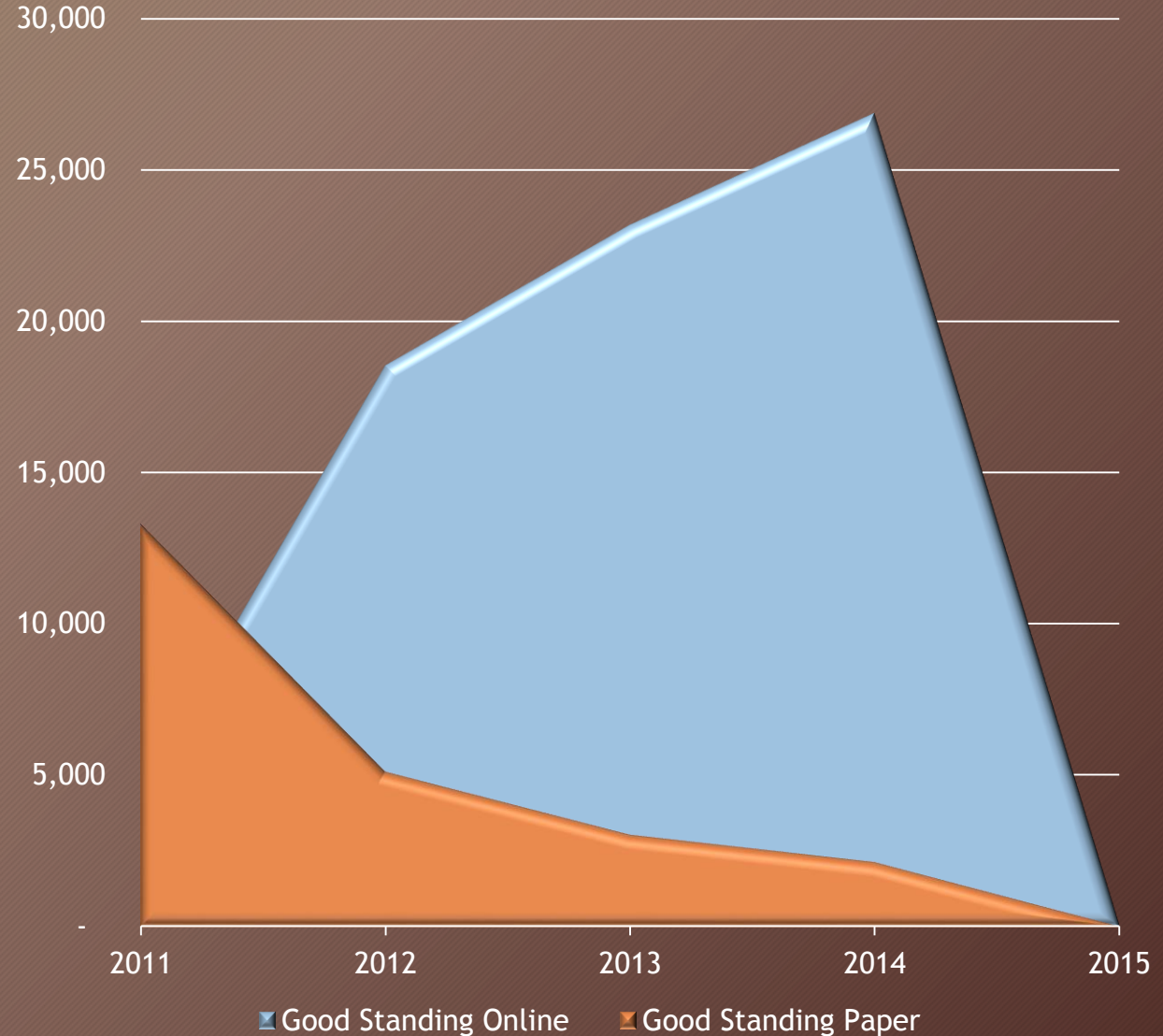
# Online Certificates Comparison

13

## Online Vs. Paper - Existence

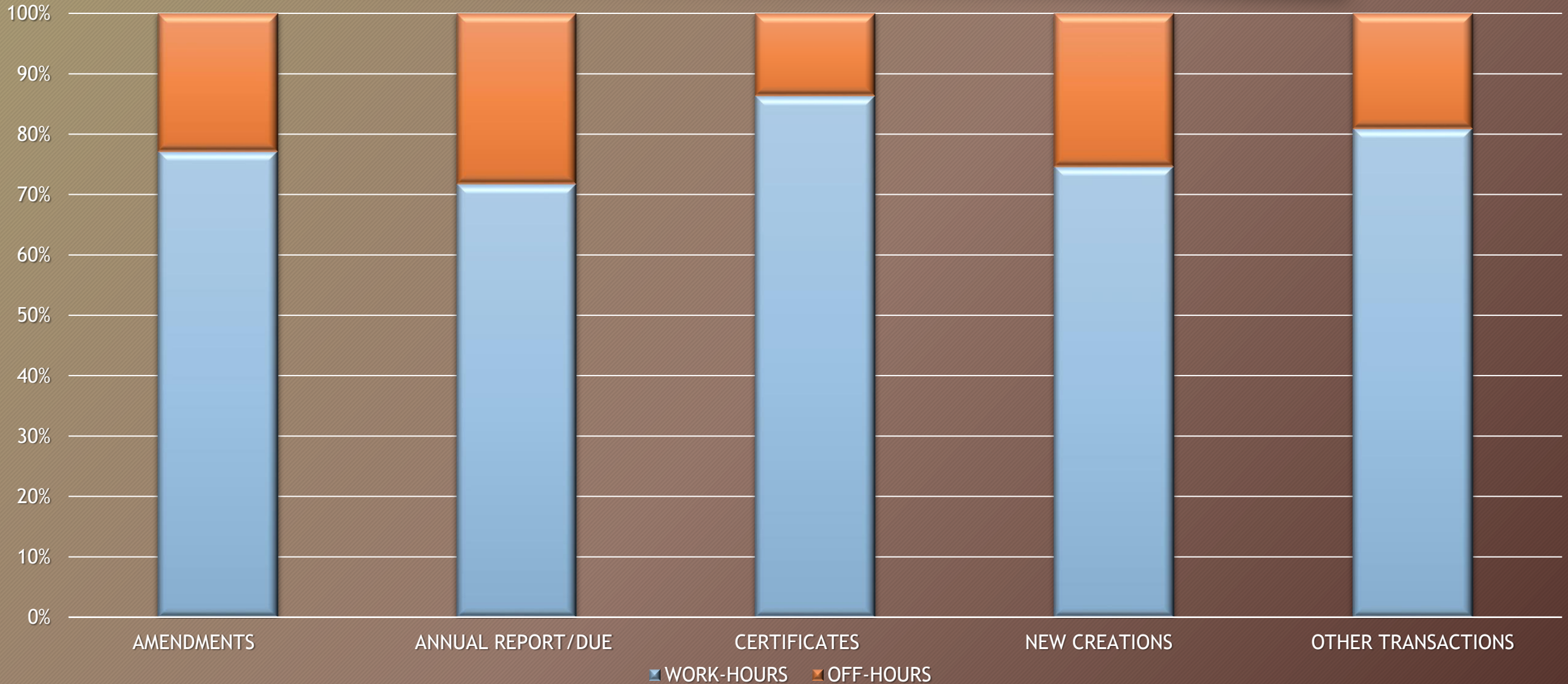


## Online Vs. Paper - Good Standing



# Work Hours Vs. Off-Hours Comparison

14



Work-Hours = Monday-Friday / 8:00am-6:00pm



Carlos D. Serrano  
[cserrano@fileoneinc.com](mailto:cserrano@fileoneinc.com)  
Technical Support Specialist  
FileONE, LLC  
919.745.2197

Recibido: 30 de enero de 2015