

# Puerto Rico Department of State Corporations Dashboard

As of April 9, 2015 11:59 pm





Estado Libre Asociado de Puerto Rico

# Departamento de Estado

## Informe estadístico del Registro de Corporaciones

### DATA

#### Annual Report/Dues Comparison

Year	Profit	%	Non-Profit	%	LLC	%	Totals
2014	11575	65%	3265	18%	3089	17%	17929
2013	50255	75%	10225	15%	6246	9%	66726
2012	50531	78%	9728	15%	4915	8%	65174
2011	50298	79%	9707	15%	3457	5%	63462
2010	48846	83%	8678	15%	1533	3%	59057
2009	13753	81%	2445	14%	771	5%	16969
DIFF 14-13	-38680	-334.2%	-6960	-213.2%	-3157	-102.2%	-48797
DIFF 13-12	-276	-0.5%	497	4.9%	1331	21.3%	1552
DIFF 12-11	233	0.5%	21	0.2%	1458	29.7%	1712
DIFF 11-10	1452	2.9%	1029	10.6%	1924	55.7%	4405
DIFF 10-09	35093	71.8%	6233	71.8%	762	49.7%	42088

New Creations by Class			Certificates of Good Standing			
Class		%	Year	Online	Paper	Combined
Close Corporation		8.37%	2011	4,905	13,304	18,209
Corporation		66.80%	2012	18,742	5,116	23,858
Limited Liability Company		20.28%	2013	23,425	3,037	26,462
Limited Liability Partnership		0.25%	2014	25,298	2,131	27,429
Municipal Enterprise		0.01%	2015	8,591	363	8,954
Professional Corporation		4.22%	Certificates of Existence			
Special Corporation for Municipal Development		0.01%	Year	Online	Paper	Combined
Special Employee Owned Corporation		0.03%	2011	-	2,498	2,498
Sponsored By Municipal Corporation		0.03%	2012	-	1,886	1,886
			2013	4,099	936	5,035
			2014	6,985	172	7,157
			2015	2,241	33	2,274

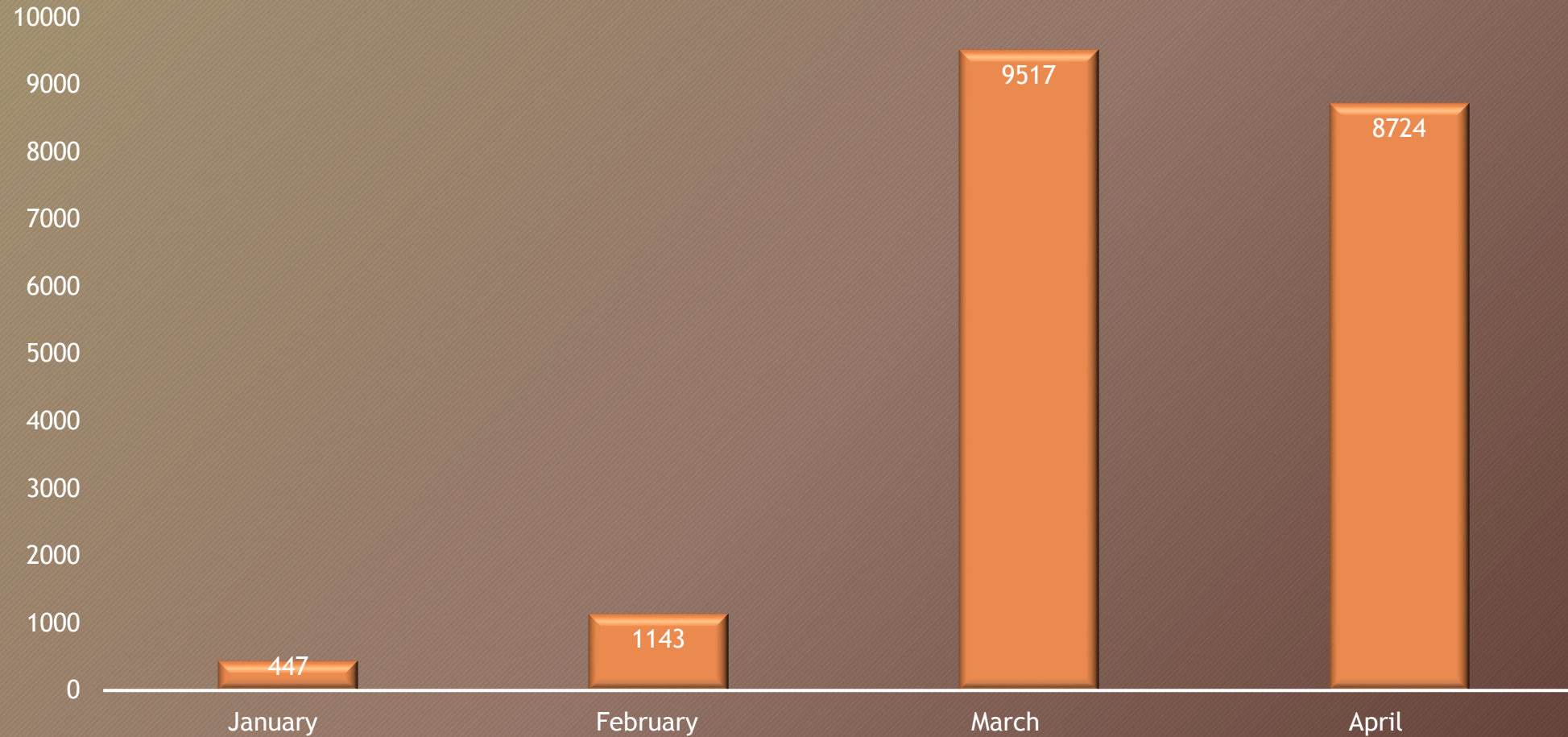
Online New Creations			New Creations Comparison (Paper VS Online)					
Month - Year	For Profit	Non-Profit	SubTotal	Month - Year	Paper	Online	Combined	
May-11	484	204	688	May-11	1,473	688	2,161	
Jun-11	747	299	1,046	Jun-11	764	1,046	1,810	
Jul-11	607	291	898	Jul-11	652	898	1,550	
Aug-11	640	241	881	Aug-11	488	881	1,369	
Sep-11	722	325	1,047	Sep-11	523	1,047	1,570	
Oct-11	728	328	1,056	Oct-11	454	1,056	1,510	
Nov-11	638	275	913	Nov-11	329	913	1,242	
Dec-11	598	207	805	Dec-11	267	805	1,072	
Jan-12	796	341	1,137	Jan-12	202	1,137	1,339	
Feb-12	795	371	1,166	Feb-12	216	1,166	1,382	
Mar-12	883	340	1,223	Mar-12	255	1,223	1,478	
Apr-12	742	318	1,060	Apr-12	247	1,060	1,307	
May-12	882	311	1,193	May-12	256	1,193	1,449	
Jun-12	802	314	1,116	Jun-12	189	1,116	1,305	

Online New Creations			New Creations Comparison (Paper VS Online)				
Month - Year	For Profit	Non-Profit	SubTotal	Month - Year	Paper	Online	Combined
Jul-12	662	275	937	Jul-12	141	937	1,078
Aug-12	805	307	1,112	Aug-12	143	1,112	1,255
Sep-12	770	288	1,058	Sep-12	157	1,058	1,215
Oct-12	852	303	1,155	Oct-12	122	1,155	1,277
Nov-12	556	211	767	Nov-12	94	767	861
Dec-12	601	232	833	Dec-12	123	833	956
Jan-13	1,027	296	1,323	Jan-13	101	1,323	1,424
Feb-13	910	387	1,297	Feb-13	96	1,297	1,393
Mar-13	835	342	1,177	Mar-13	111	1,177	1,288
Apr-13	880	372	1,252	Apr-13	132	1,252	1,384
May-13	893	323	1,216	May-13	133	1,216	1,349
Jun-13	784	292	1,076	Jun-13	103	1,076	1,179
Jul-13	744	253	997	Jul-13	87	997	1,084
Aug-13	926	318	1,244	Aug-13	111	1,244	1,355
Sep-13	761	277	1,038	Sep-13	85	1,038	1,123

Online New Creations			New Creations Comparison (Paper VS Online)				
Month - Year	For Profit	Non-Profit	SubTotal	Month - Year	Paper	Online	Combined
Oct-13	776	284	1,060	Oct-13	89	1,060	1,149
Nov-13	598	219	817	Nov-13	77	817	894
Dec-13	598	188	786	Dec-13	84	786	870
Jan-14	849	301	1,150	Jan-14	107	1,150	1,257
Feb-14	774	274	1,048	Feb-14	109	1,048	1,157
Mar-14	906	333	1,239	Mar-14	92	1,239	1,331
Apr-14	769	319	1,088	Apr-14	72	1,088	1,160
May-14	918	293	1,211	May-14	67	1,211	1,278
Jun-14	846	265	1,111	Jun-14	89	1,111	1,200
Jul-14	737	248	985	Jul-14	49	985	1,034
Aug-14	814	264	1,078	Aug-14	81	1,078	1,159
Sep-14	849	306	1,155	Sep-14	125	1,155	1,280
Oct-14	872	226	1,098	Oct-14	134	1,098	1,232
Nov-14	679	199	878	Nov-14	112	878	990
Dec-14	603	166	769	Dec-14	114	769	883

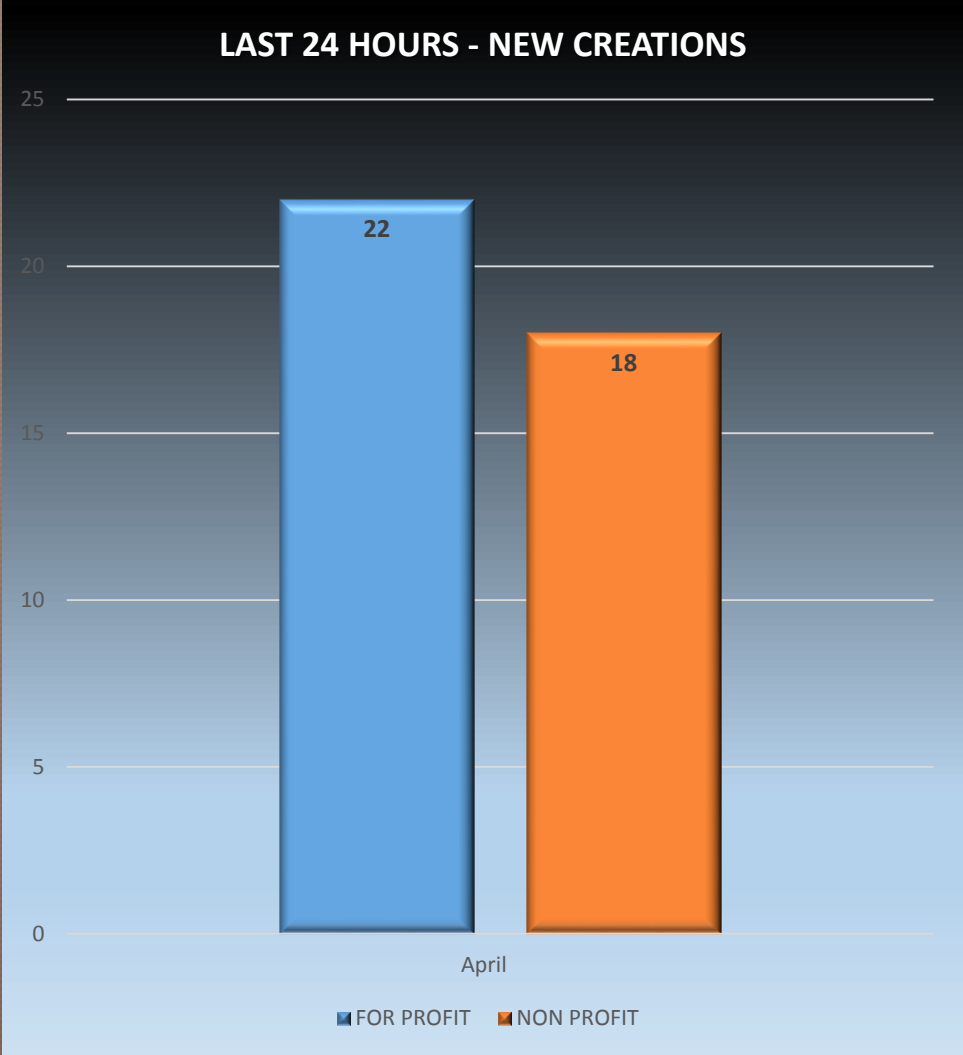
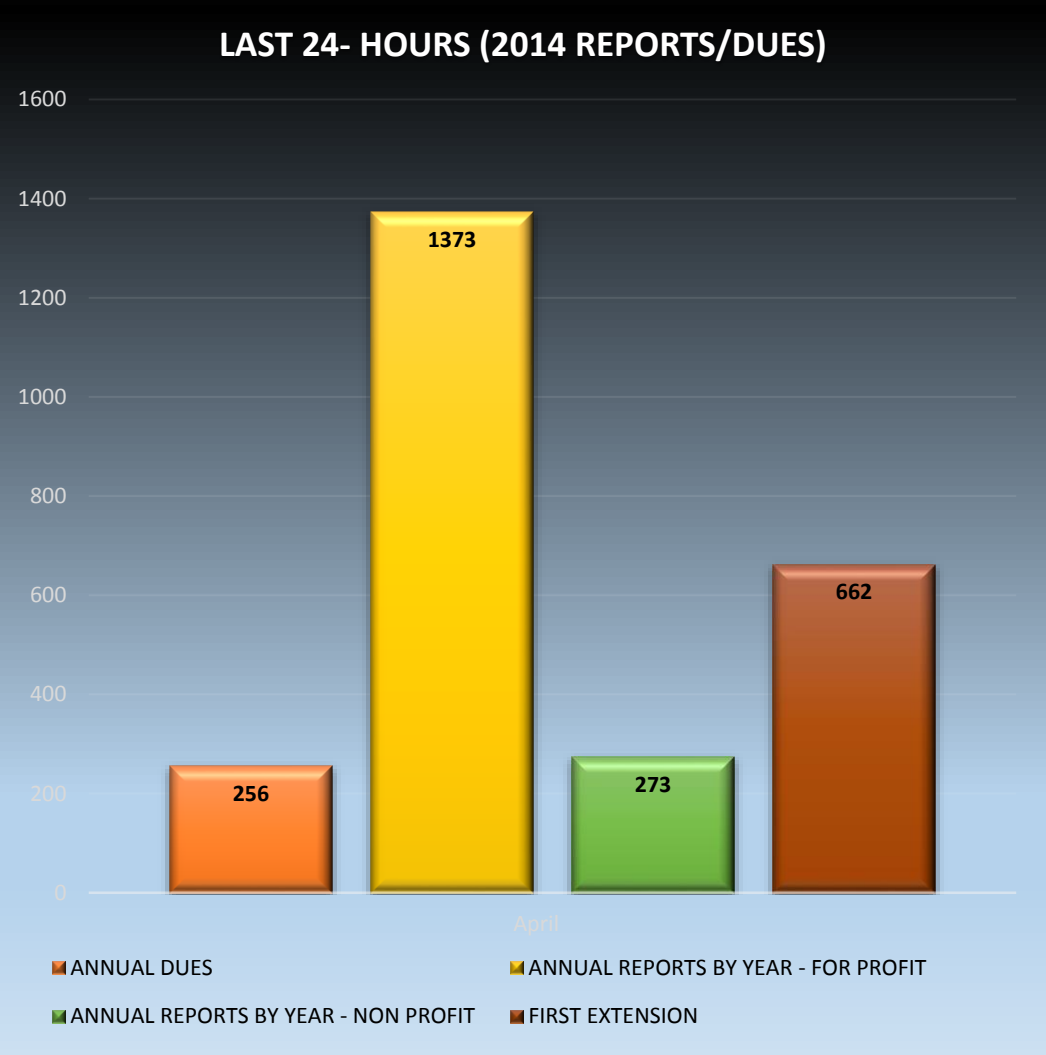
Online New Creations			New Creations Comparison (Paper VS Online)				
Month - Year	For Profit	Non-Profit	SubTotal	Month - Year	Paper	Online	Combined
Jan-15	872	285	1,157	Jan-15	112	1,157	1,269
Feb-15	786	313	1,099	Feb-15	133	1,099	1,232
Mar-15	945	317	1,262	Mar-15	60	1,262	1,322
Apr-15	195	78	273	Apr-15	-	273	273

## SUMMARY OF 2015 FILINGS

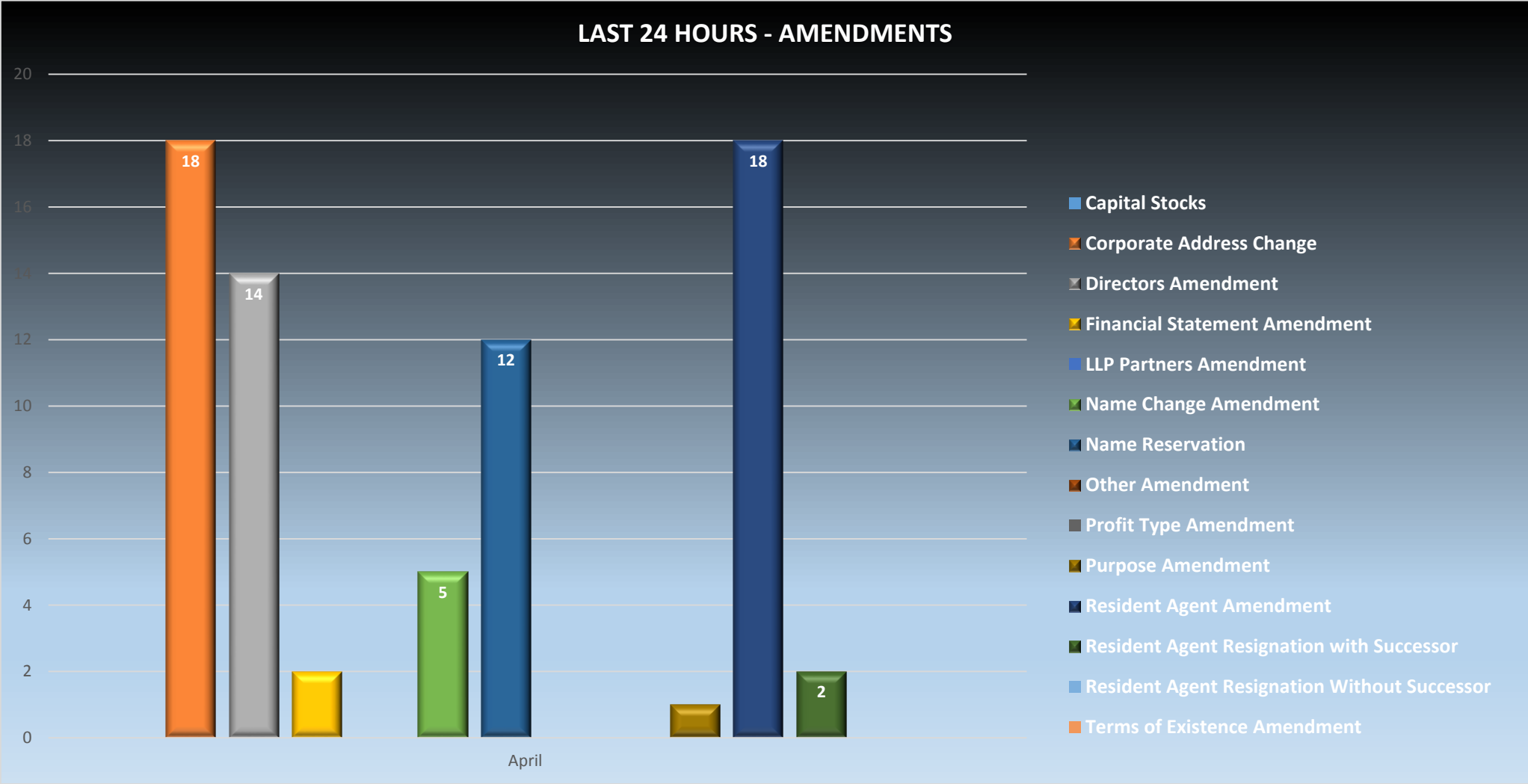




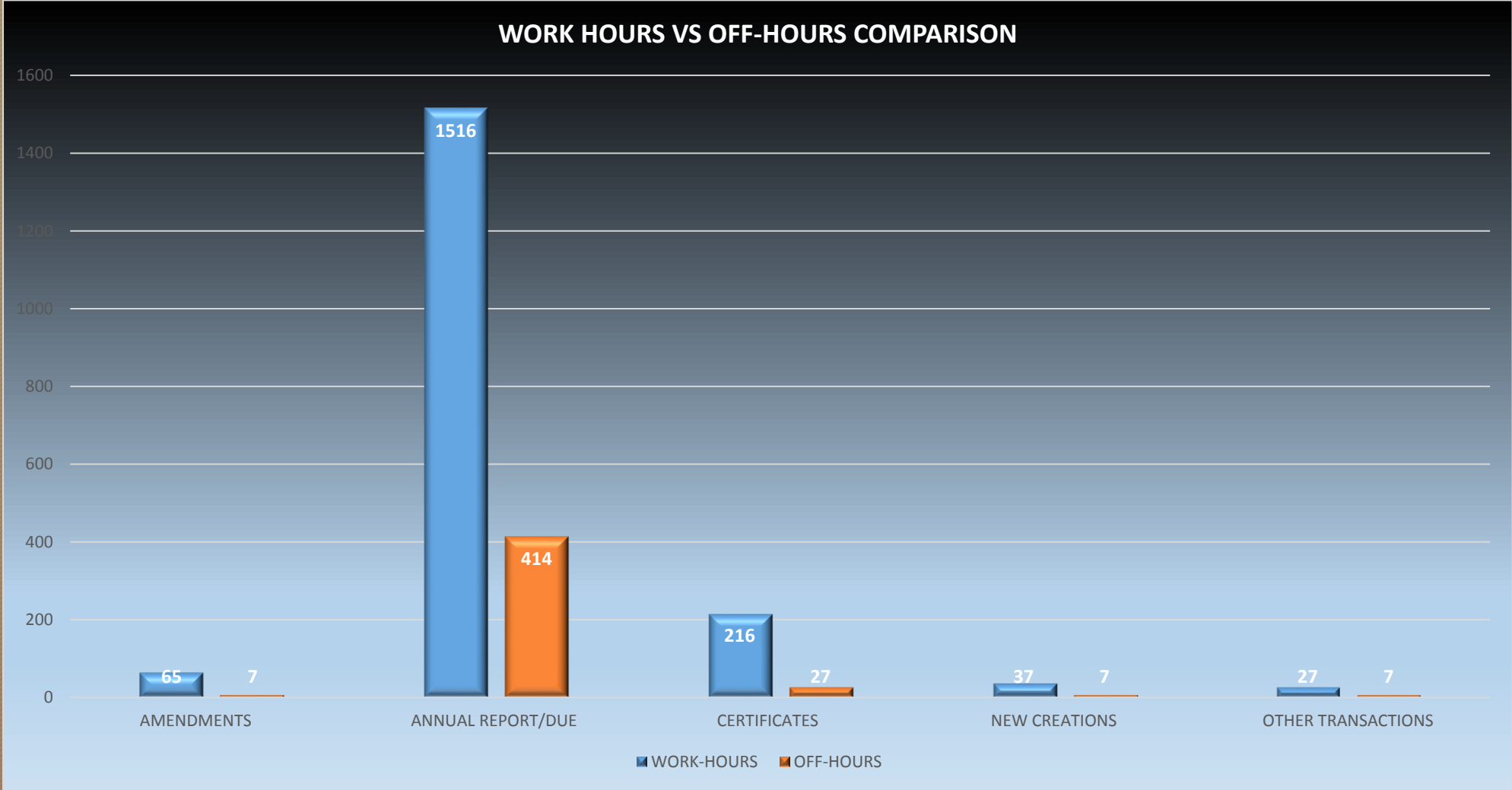
# Last 24 Hours - Major Transactions



# Last 24 Hours - Other Transactions

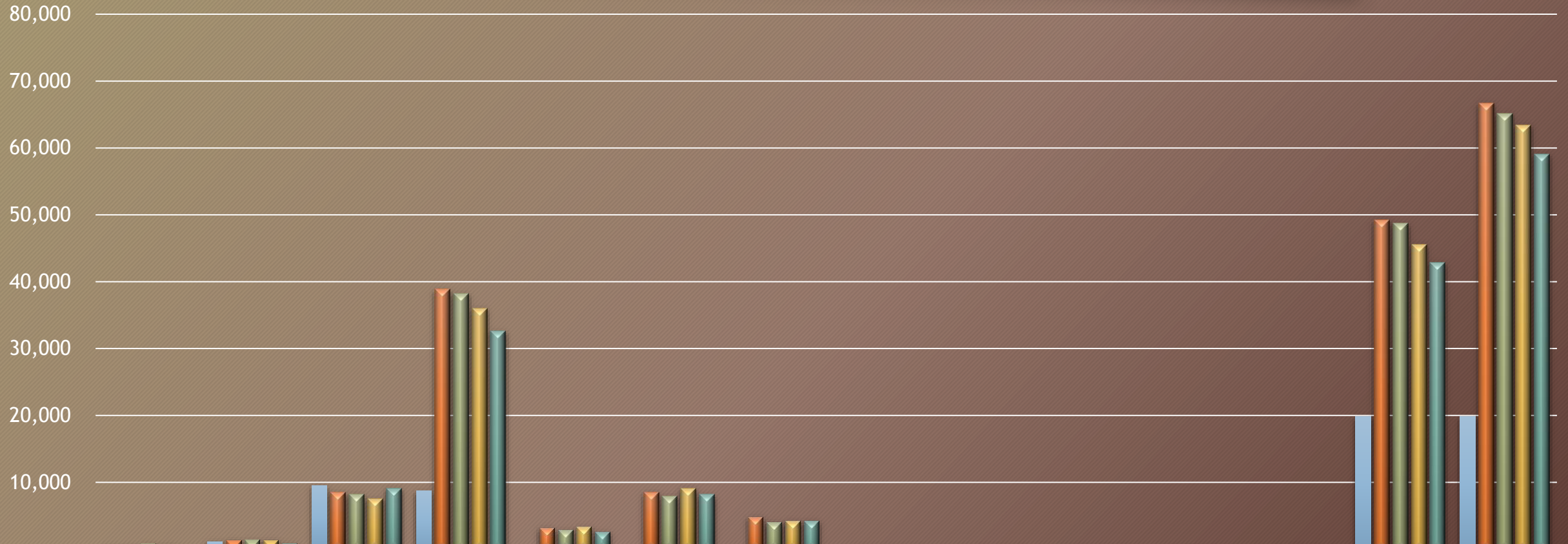


# Last 24 Hours - Other Transactions





# Annual Reports/Dues 5 Year Comparison

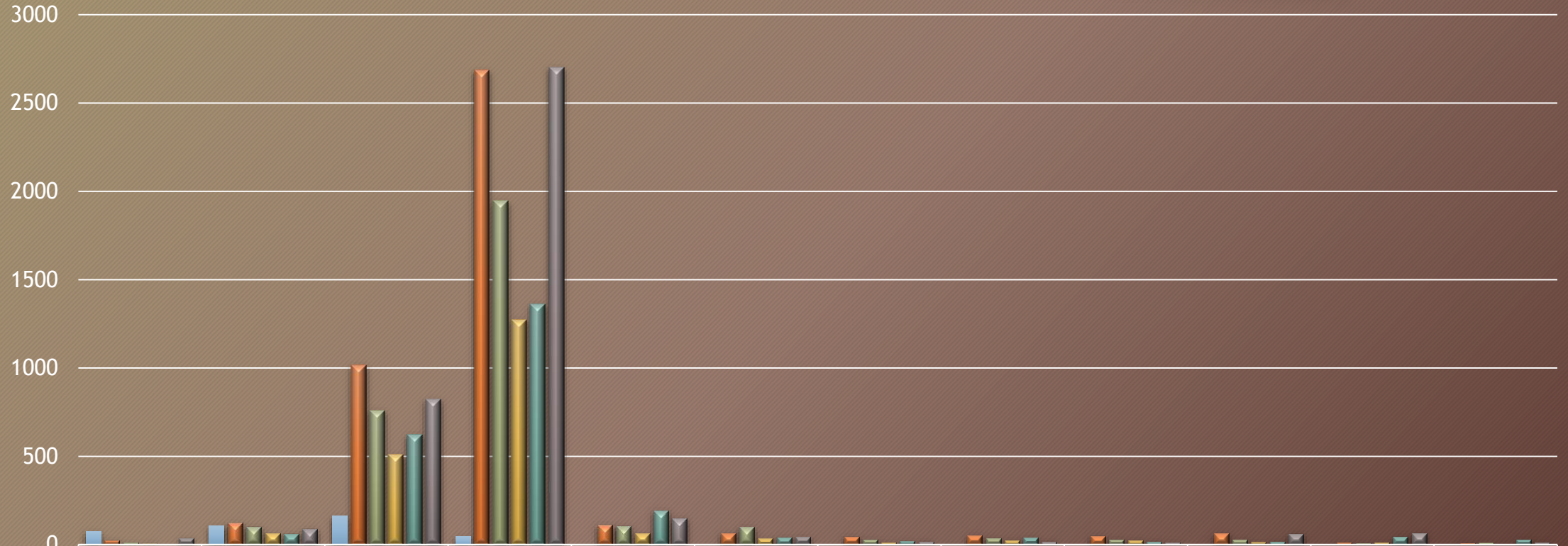


	January	February	March	April	May	June	July	August	September	October	November	December	UpToDate Totals	EndOfYear Totals
■ 2014	447	1,143	9,517	8,724	-	-	-	-	-	-	-	-	19,831	19,831
■ 2013	518	1,381	8,480	38,866	3,194	8,502	4,826	277	221	205	125	131	49,245	66,726
■ 2012	828	1,420	8,198	38,246	2,886	7,910	4,057	322	291	271	394	351	48,692	65,174
■ 2011	615	1,407	7,520	36,038	3,367	9,123	4,283	280	201	237	117	274	45,580	63,462
■ 2010	261	904	9,098	32,611	2,603	8,175	4,287	335	268	203	174	138	42,874	59,057

■ 2014 ■ 2013 ■ 2012 ■ 2011 ■ 2010

# Annual Reports/Dues Prior Year Filings by Month

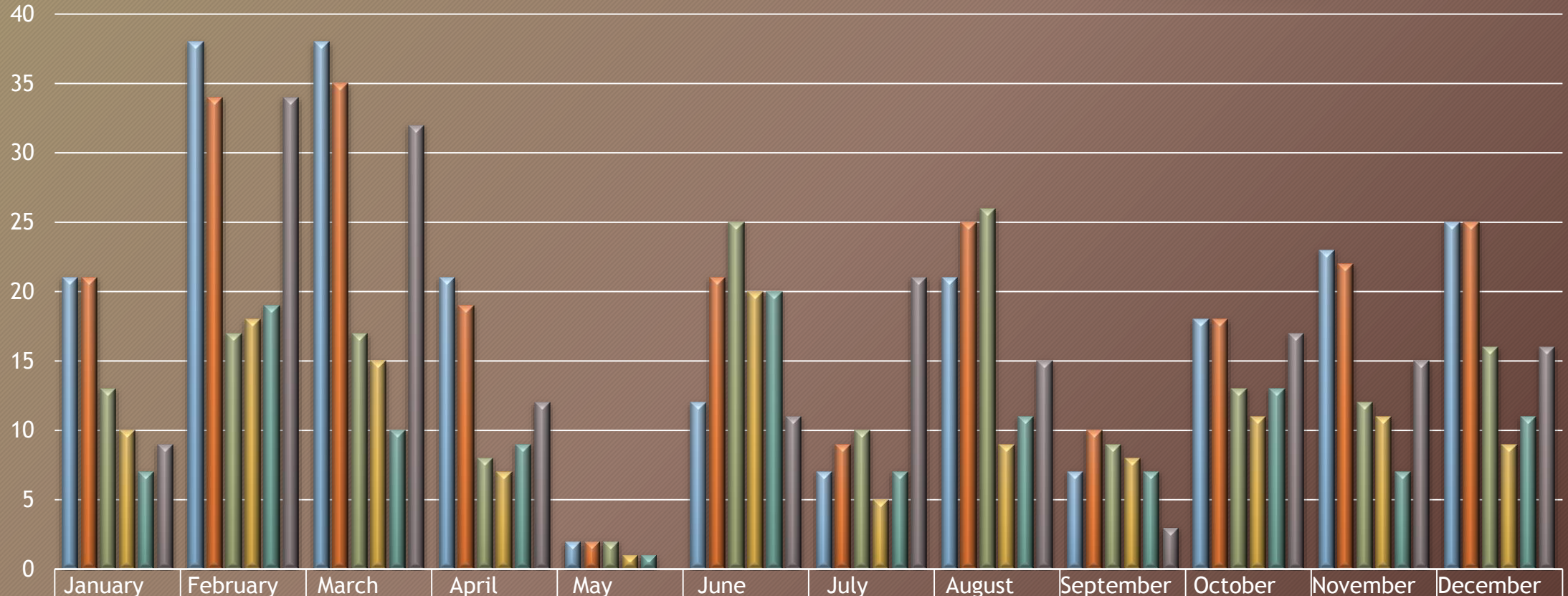
8



	January	February	March	April	May	June	July	August	September	October	November	December
■ 2013	75	107	162	47	0	0	0	0	0	0	0	0
■ 2012	24	127	1017	2687	113	66	45	52	51	64	15	11
■ 2011	13	101	761	1946	105	100	31	36	29	28	11	12
■ 2010	8	66	509	1275	64	35	14	25	25	16	14	4
■ 2009	7	61	624	1362	195	43	22	39	18	17	46	30
■ 2008 AND OLDER	37	89	822	2702	150	44	17	18	13	62	64	14

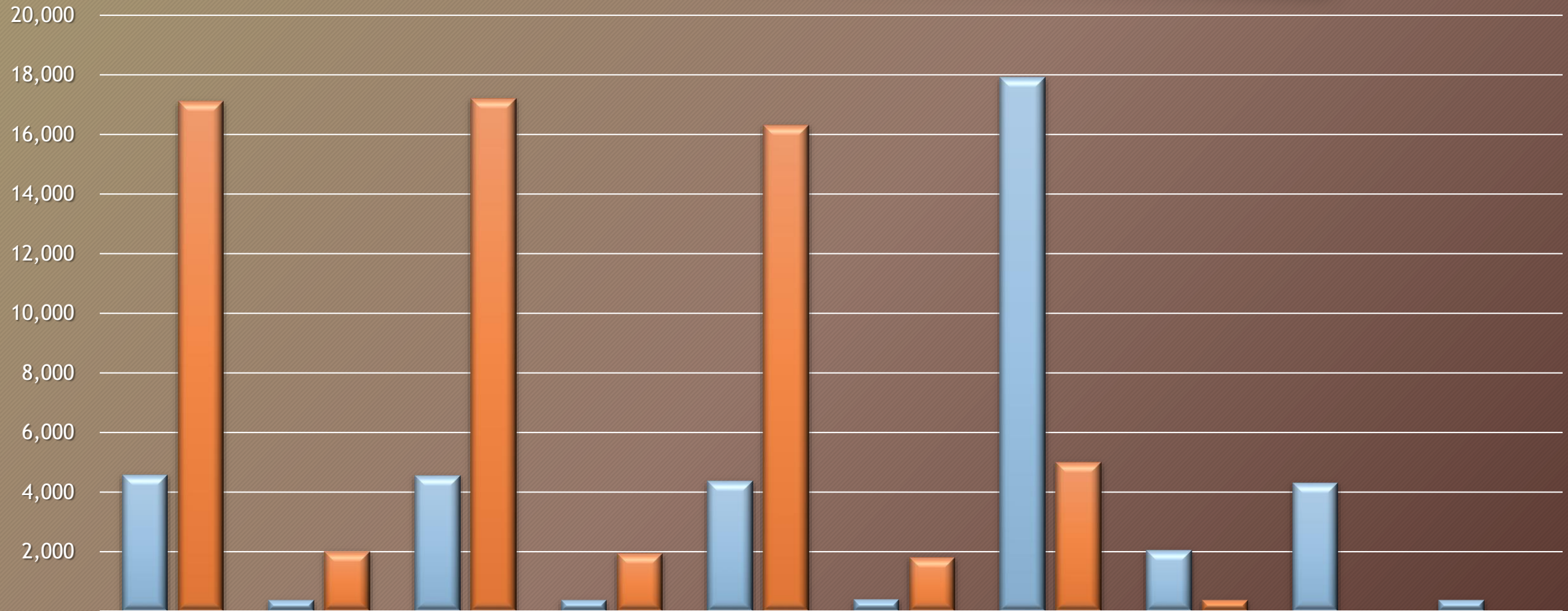
■ 2013 ■ 2012 ■ 2011 ■ 2010 ■ 2009 ■ 2008 AND OLDER

# Filings Through Restoration



2013 2012 2011 2010 2009 2008 AND OLDER

# Online Extensions by Year

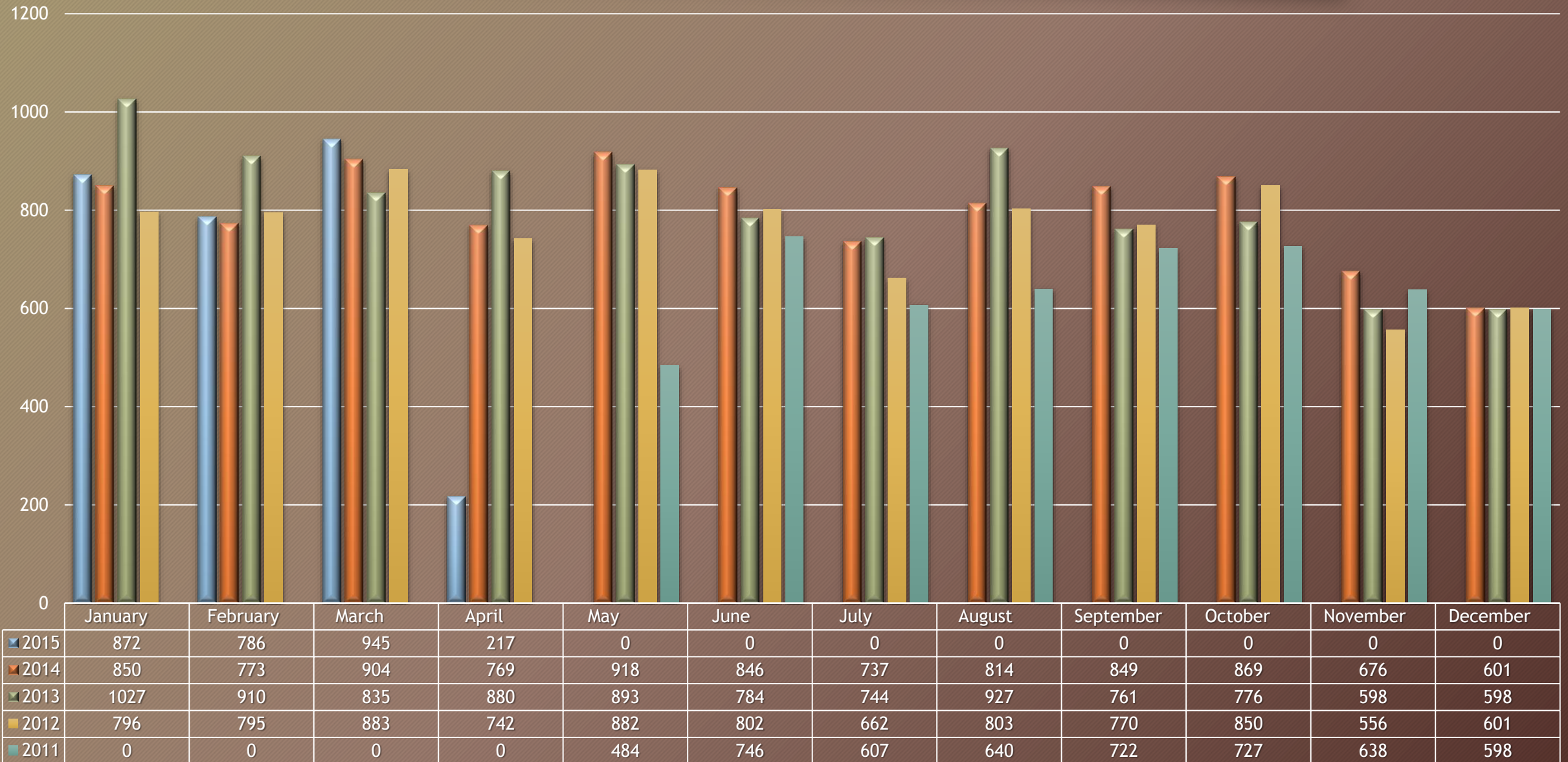


	2010		2011		2012		2013		2014	
	For Profit	Non profit	For Profit	Non profit	For Profit	Non profit	For Profit	Non profit	For Profit	Non profit
1st Extension	4,579	365	4,558	369	4,378	384	17,912	2,043	4,308	368
2nd Extension	17,107	2,002	17,215	1,940	16,321	1,810	5,009	369	-	-

1st Extension 2nd Extension



# Online New Creations - For Profit

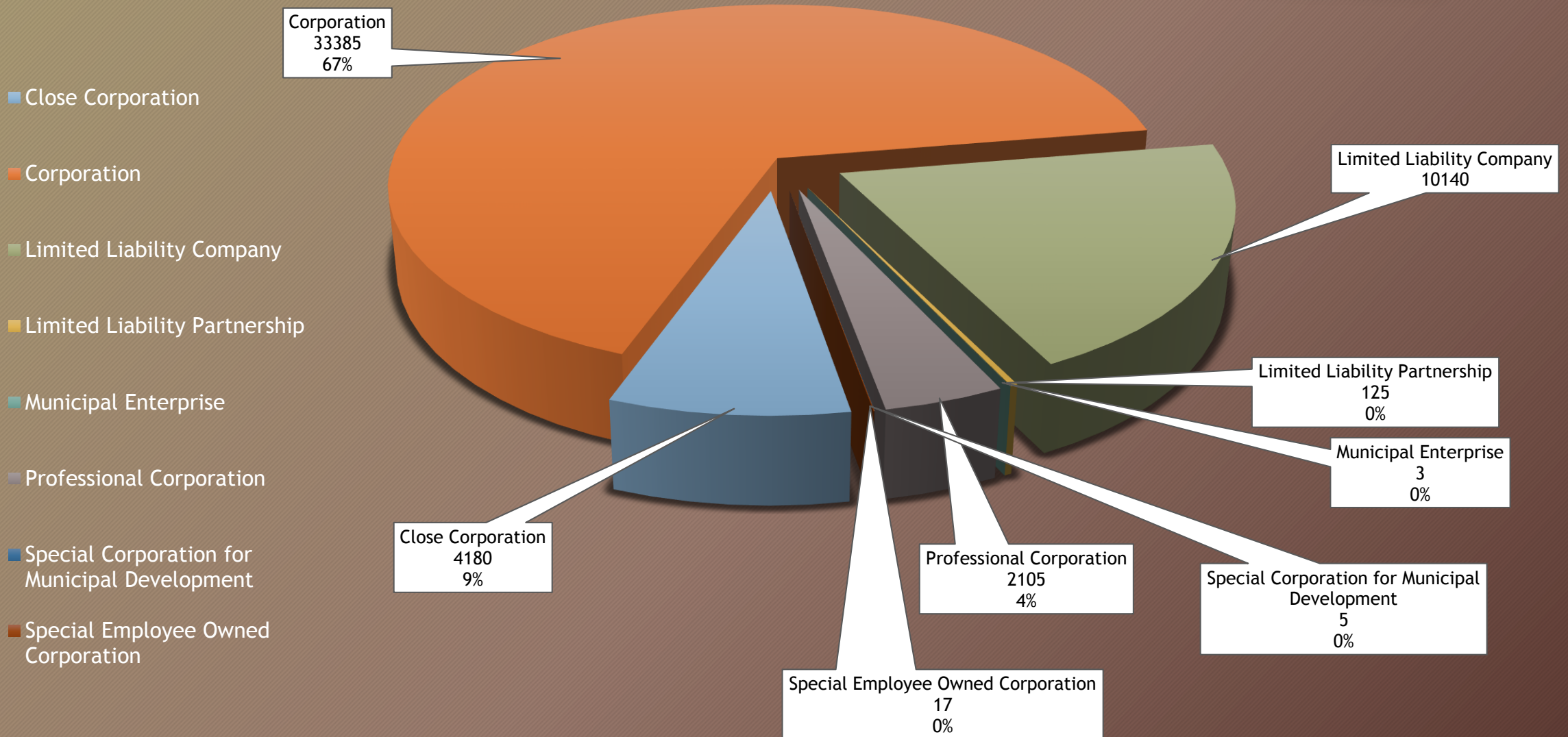


# Online New Creations - Non Profit

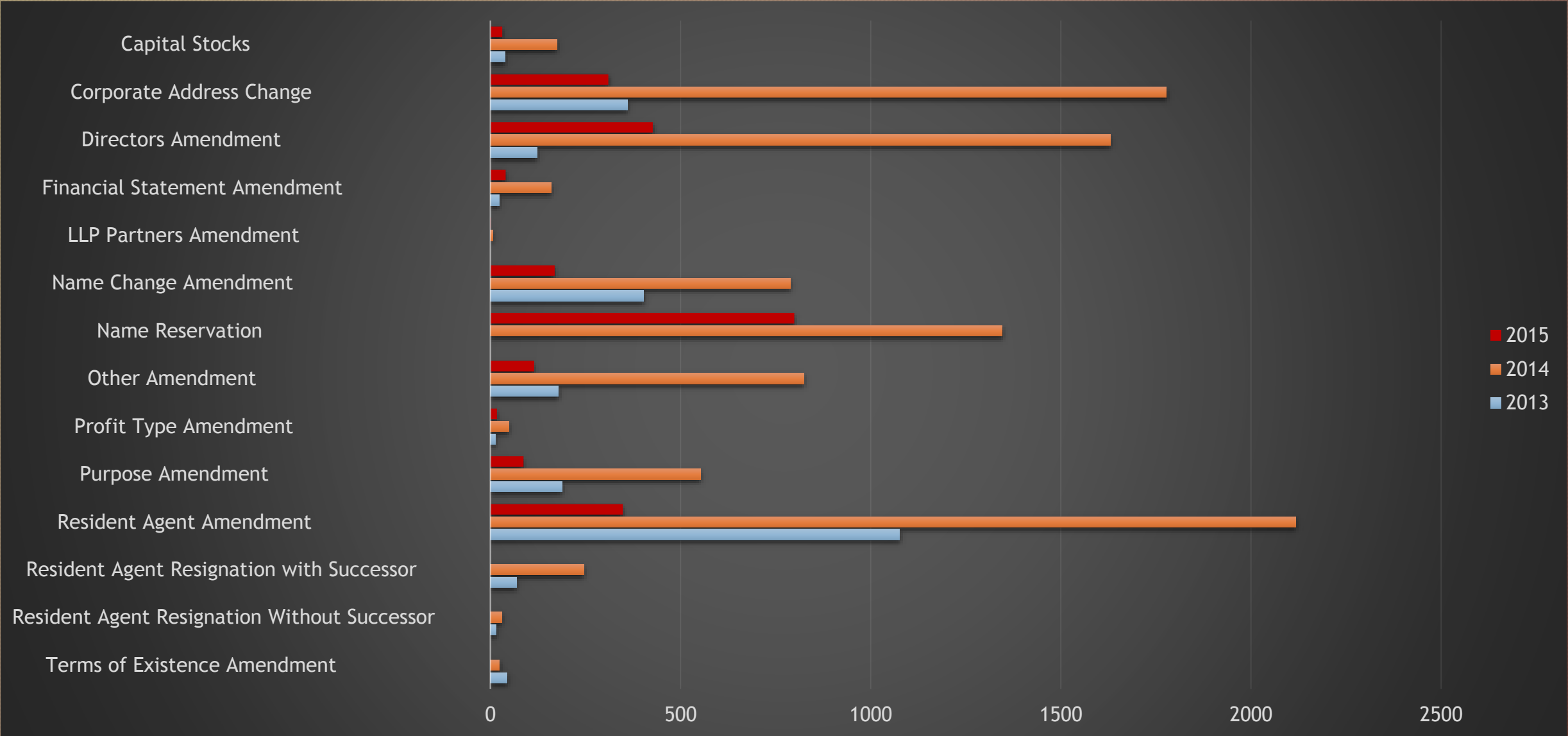
12



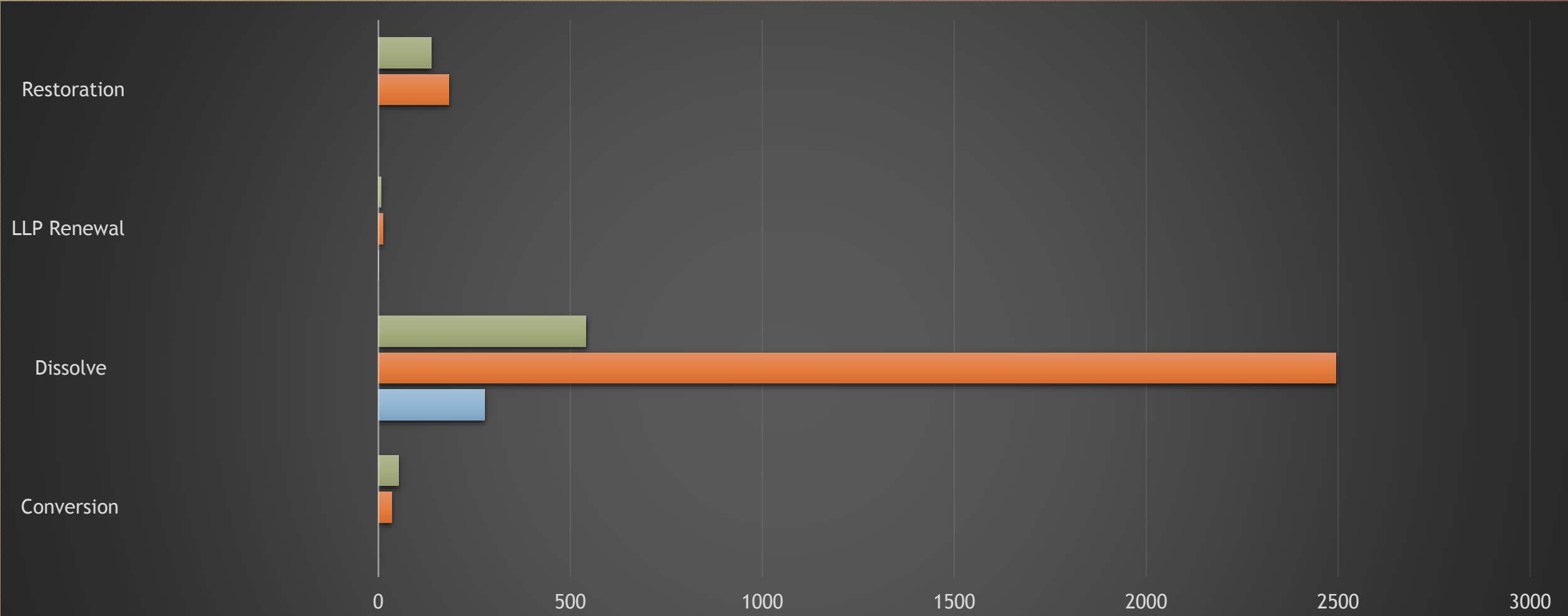
# Online Creations by Corp Type



# Online Amendments - Two Years Comparison



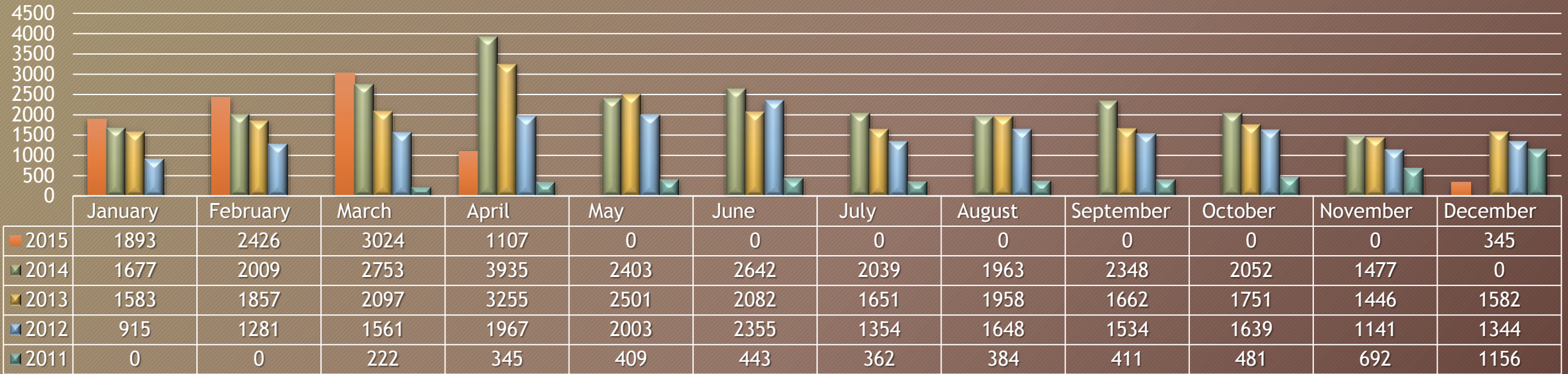
# Other Online Transactions



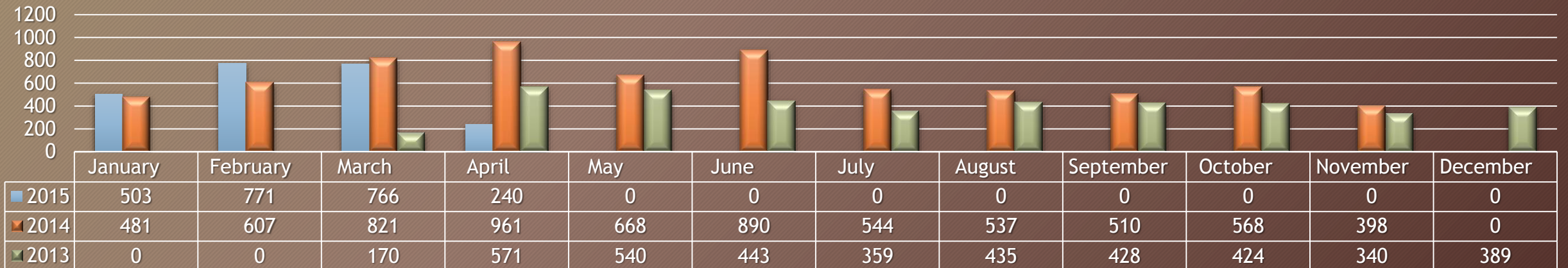
	Conversion	Dissolve	LLP Renewal	Restoration
2015	52	541	6	138
2014	35	2,495	11	183
2013	0	277	1	0

# Online Certificates Month by Month

## Certificates of Good Standing



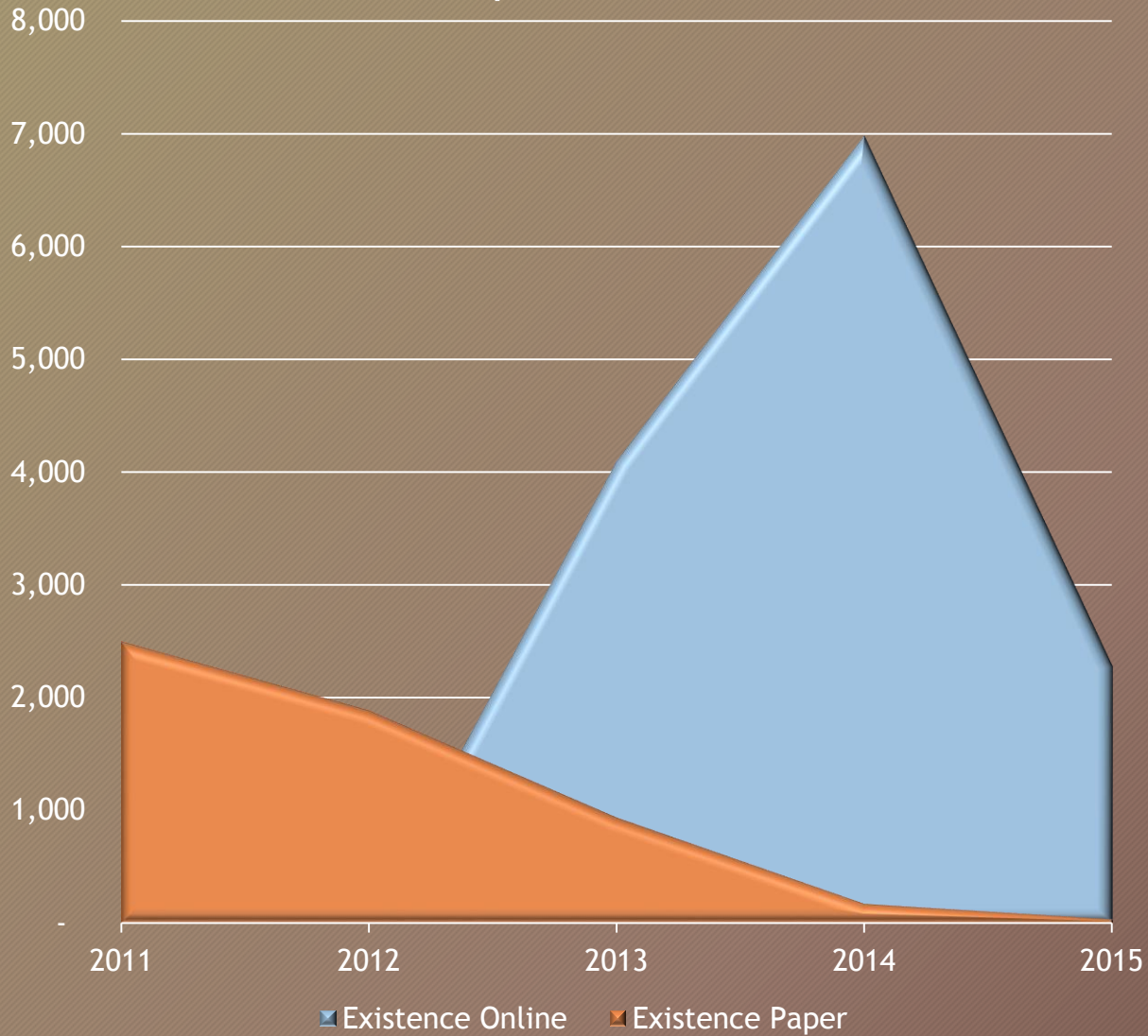
## Certificates of Existence



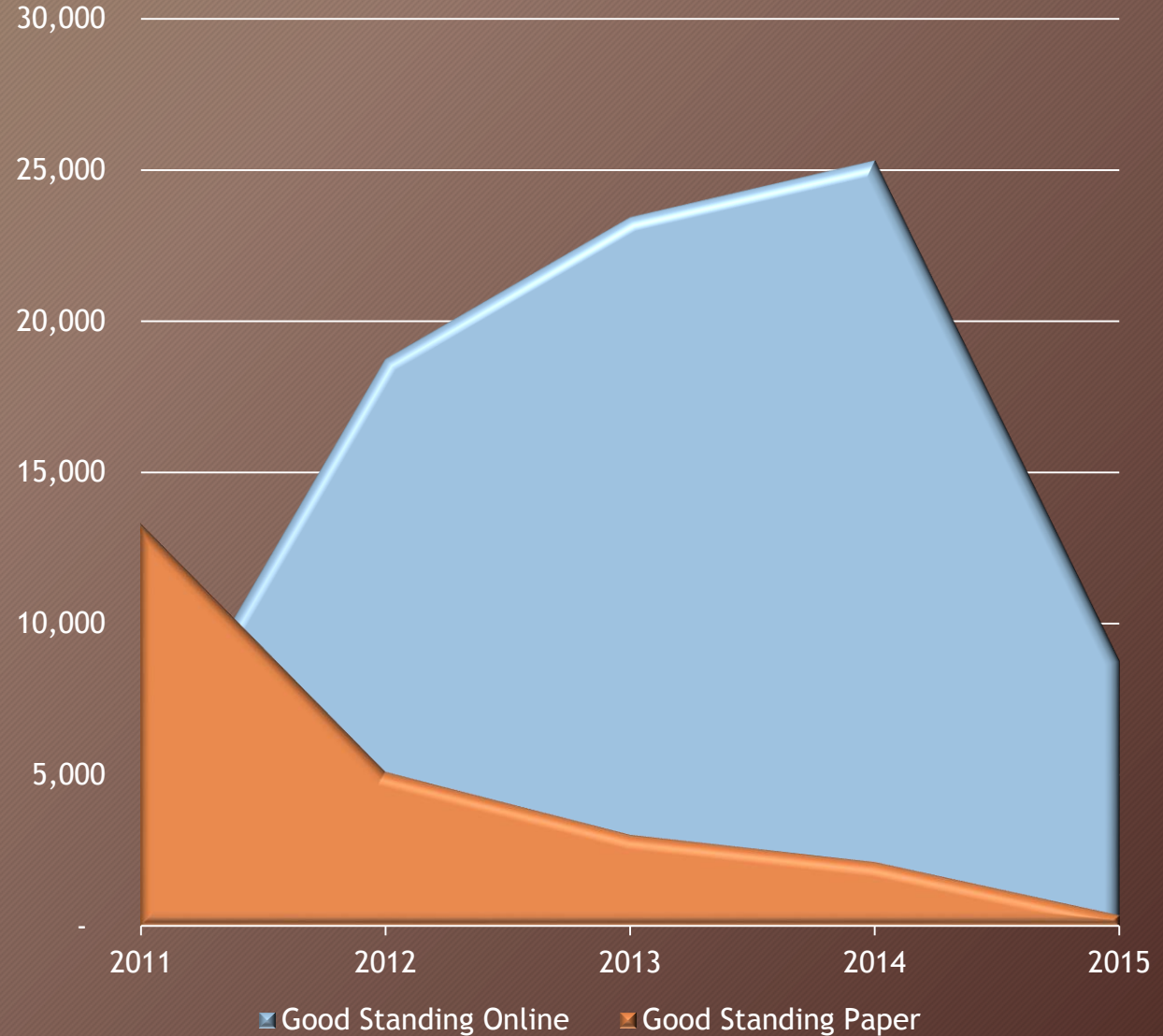
# Online Certificates Comparison

17

## Online Vs. Paper - Existence

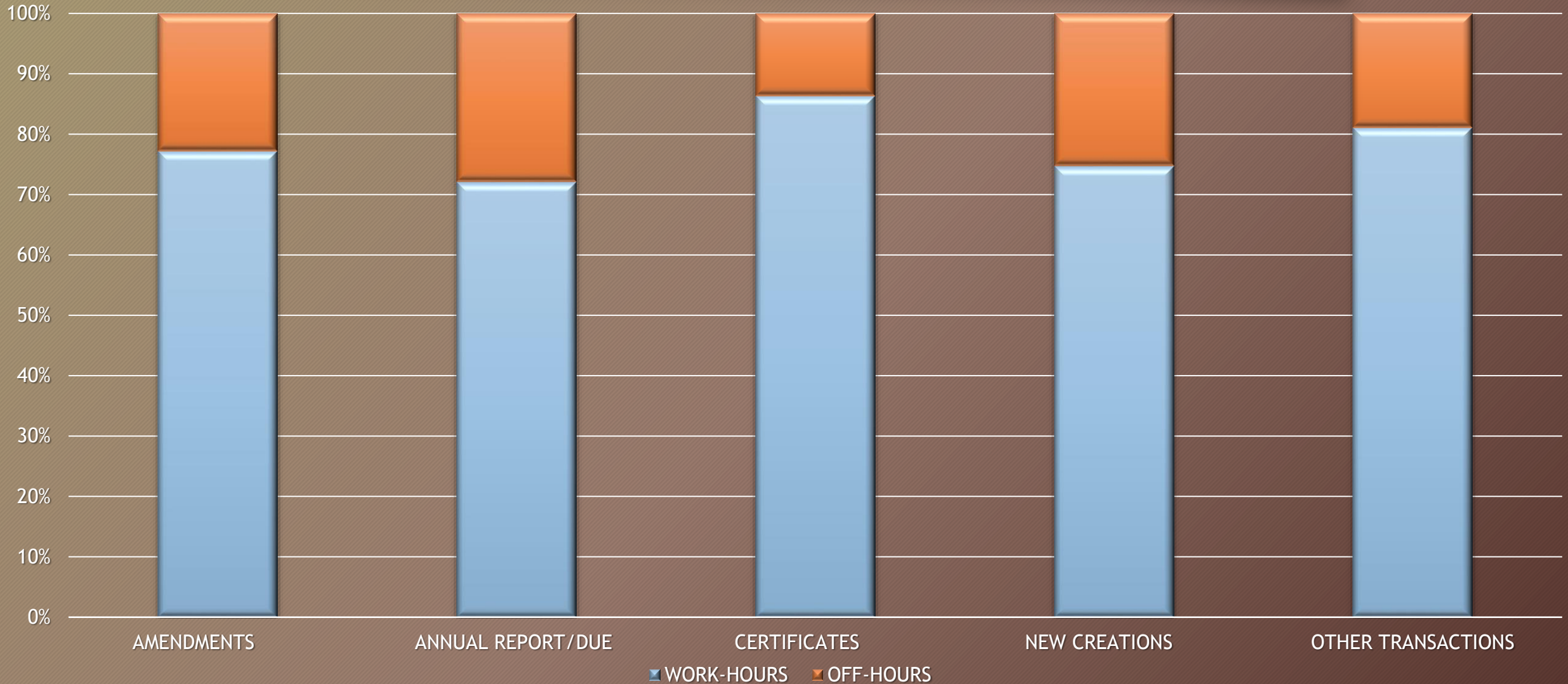


## Online Vs. Paper - Good Standing



# Work Hours Vs. Off-Hours Comparison

18



Work-Hours = Monday-Friday / 8:00am-6:00pm





Carlos D. Serrano  
[cserrano@fileoneinc.com](mailto:cserrano@fileoneinc.com)  
Technical Support Specialist  
FileONE, LLC  
919.745.2197

Recibido: 10 de abril de 2015